




FIRE ALARM
CABLE



CATALOG
FIRE ALARM CABLE
ZION COMMUNICATION

DEAR BUSINESS PARTNERS,

ZION COMMUNICATION is a professional signal products and security system products provider. We believe on investing and building strong R&D capabilities for new technology and innovation. We have a strong R&D team and skilled workers, also with the advanced machines and modern factories which can provide our customers with outstanding quality, service. Our company keep on investing other factories and build up strong cooperation with other companies too to provide whole products and systems in signal field and security systems to satisfy customers orders inquire.

ZION COMMUNICATION 's management and international sales teams are committed to our customers' utmost satisfaction. Our experienced team experts strives to service every inquiry, quote, and order quickly and efficiently, meeting and often exceeding customers' expectations.

ZION COMMUNICATION is keep on developing in healthy and reasonable speed, and welcome to be partners of us.

Best wishes,



Michael Xsu



Factory And

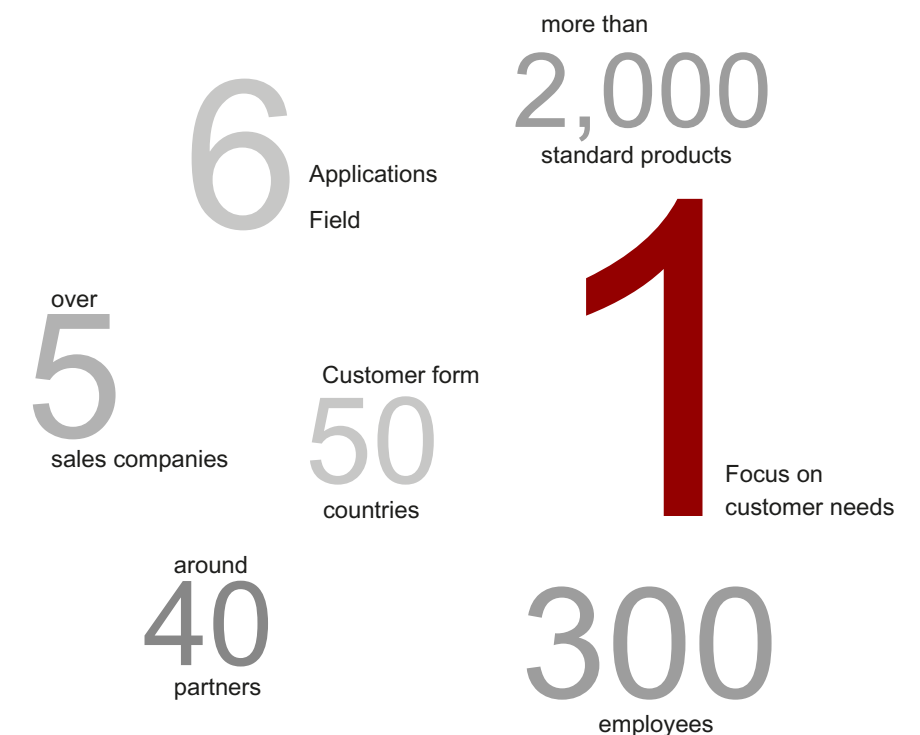
Production Equipment

Quality Control

Consistent quality is the key to develop long-term business relationship; therefore ZION COMMUNICATION valued consistent quality throughout every phase of manufacturing process.

From raw materials to final products, we perform intense quality checks to maintain our product quality.

Since quality is the buzz word today & each customer/consumer wants it in totality. Our quality policy & work philosophy stresses towards total customer satisfaction. We have well defined interdepartmental as well as intra Departmental Network Blocks where complete monitoring of job works is done. A well trained staff/Dedicated sales /Excelled production force all strive continuously delivering better services to the customer. An ISO-9002 certification is an affidavit to it which consolidates our verdict for quality.





FIRE RESISTANT TEST




All the fire resistant test are carried out in ZION LAB

FIRE RESISTANCE (Cat. C)



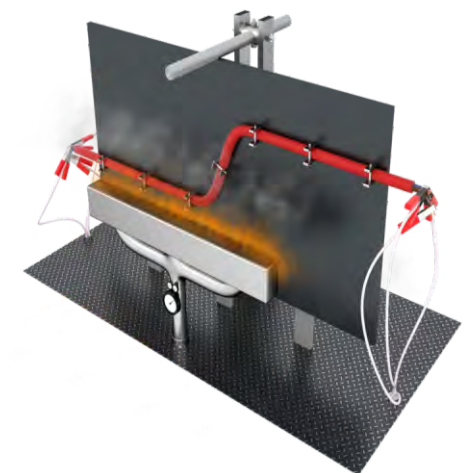
The cable is exposed to fire at the 950°C for 180 minutes.

FIRE AND WATER RESISTANCE (Cat. W)




The cable is exposed for 15 minutes to flame at 650°C and for additional 15 minutes to fire and water spray.

FIRE RESISTANCE WITH MECHANICAL SHOCKS (Cat. Z)



The cable is mounted on a vertical panel and shocked with a steel bar for 15 minutes while submitted to the action of a flame.



MAKING QUALITY A PRIORITY

Quality Control

A highlight of ZION COMMUNICATION is its emphasis on Quality Control, Quality Audit and Quality Assurance in the spheres of manufacturing activities and service, i.e. from RAW MATERIAL TO FINAL PRODUCTS to CUSTOMER SUPPORT SERVICES.

Electrolytic Copper & Aluminum ensures longer life for conductor. Bunching/twisting of ministrants as per international standards. Proper annealing gives softness & flexibility.

Insulation -grade PVC stands high temperatures.
Higher DI-electric strength insulation used.
Weather proof sheathing/insulation material.
Grease/Oil resistant properties.
Voltage fluctuations don't affect.
Resistant to fire hazards.
Self fire-extinguishing & flame proof cables.
Rigid quality controls conforms to-specification.
Chemicals and microbiological attacks don't affect.
No damage due to severe bending while laying.
Immune to fluctuations in temperatures.
Fire Insurance approved.

Description Design

Cable with Copper / Aluminium Conductors PVC insulated colour coded cores laid extruded PVC inner sheathed overall PVC sheathed armored / unarmored cables.

Tests

Testing is a very important part of cable manufacture and all raw materials and finished cables must be thoroughly tested to ensure the quality of cables. ZION COMMUNICATION has a well equipped test fields and electrical, mechanical and chemical laboratories capable of carrying out all tests which are required as per relevant specifications. The most modern testing equipment is installed in these laboratories.






FIRE RESISTANT TEST

All the fire resistant test are carried out in ZION LAB

FIRE RESISTANCE (EN 50200 PH 15-30-60-90-120)


This test is carried out to verify the circuit integrity of cables exposed to fire at 830°C and mechanical shocks.



CLASSIFICATION

EN 50200 PH 15	Flame exposure for 15 min
EN 50200 PH 30	Flame exposure for 30 min
EN 50200 PH 60	Flame exposure for 60 min
EN 50200 PH 90	Flame exposure for 90 min
EN 50200 PH 120	Flame exposure for 120 min

FIRE RESISTANCE BS EN 50200 annex E



This test is carried out to verify circuit integrity during a fire. The cable is exposed to a flame at 830°C and mechanical shocks for 15 minutes and additional 15 minutes to flame, mechanical shocks and water spray.


FIRE RESISTANT TEST



All the fire resistant test are carried out in ZION LAB

FIRE RESISTANCE (BS 8434-2)

This test is carried out to verify circuit integrity during a fire. The cable is exposed to a flame at 930°C and mechanical shocks for 60 minutes and additional 60 minutes to flame, mechanical shocks and water spray.



FIRE RESISTANCE (IEC 60331-21, CEI 20-36)



This test is carried out to verify circuit integrity even during a fire. A sample of cable is held on a flame at about 750°C for a period of minimum 90 min, under rated voltage.





FIRE RESISTANT TEST

All the fire resistant test are carried out in ZION LAB

FLAME PROPAGATION TEST ON A SINGLE CABLE (IEC 60332-1)

A 60 cm long sample of cable is vertically fixed with two clamps inside a small cabin, open on the front. The cable is subjected to the action of a flame produced by a calibrated Bunsen burner.

The application time of the flame is according to the cable diameter (60-480 seconds).

At the end of the test the burnt portion of cable must not be 50 mm close to the higher clamp.



FIRE RESISTANT



Description

ZION COMMUNICATION supplies a wide range of fire alarm cables which are for use with fire monitoring, fire detection, power-limited fire alarm systems, smoke detectors, signaling, audio circuits, control circuits, fire protective circuits and security systems. All HANGZHOU ZION COMMUNICATION CO.,LTD fire alarm cables comply with International standards within the industry. If you do not find the product you need then we offer the option of a special custom design cable. Here you can choose between different constructions, jacket colours or other materials etc.

Applications

Hotels , Airports , Offices , Theatres and cinemas , Schools , Hospitals . Museums , Skyscrapers , Shopping centres , Undergrounds and tunnels , Railways stations , Computer centres , Alarm systems , Traffic control systems , Fire fighting systems .



FIRE RESISTANT TEST

FIRE PROPAGATION TEST ON BUNCHED CABLES (IEC 60332-3)



Samples of cables 3,5 m long in quantities required by standard are installed on a ladder inside a metallic cabinet. They are subjected to the action of a flame at 750°C for a specific time (20 or 40 minutes). Cables must not burn for more than 2,5 m.





FIRE RESISTANT

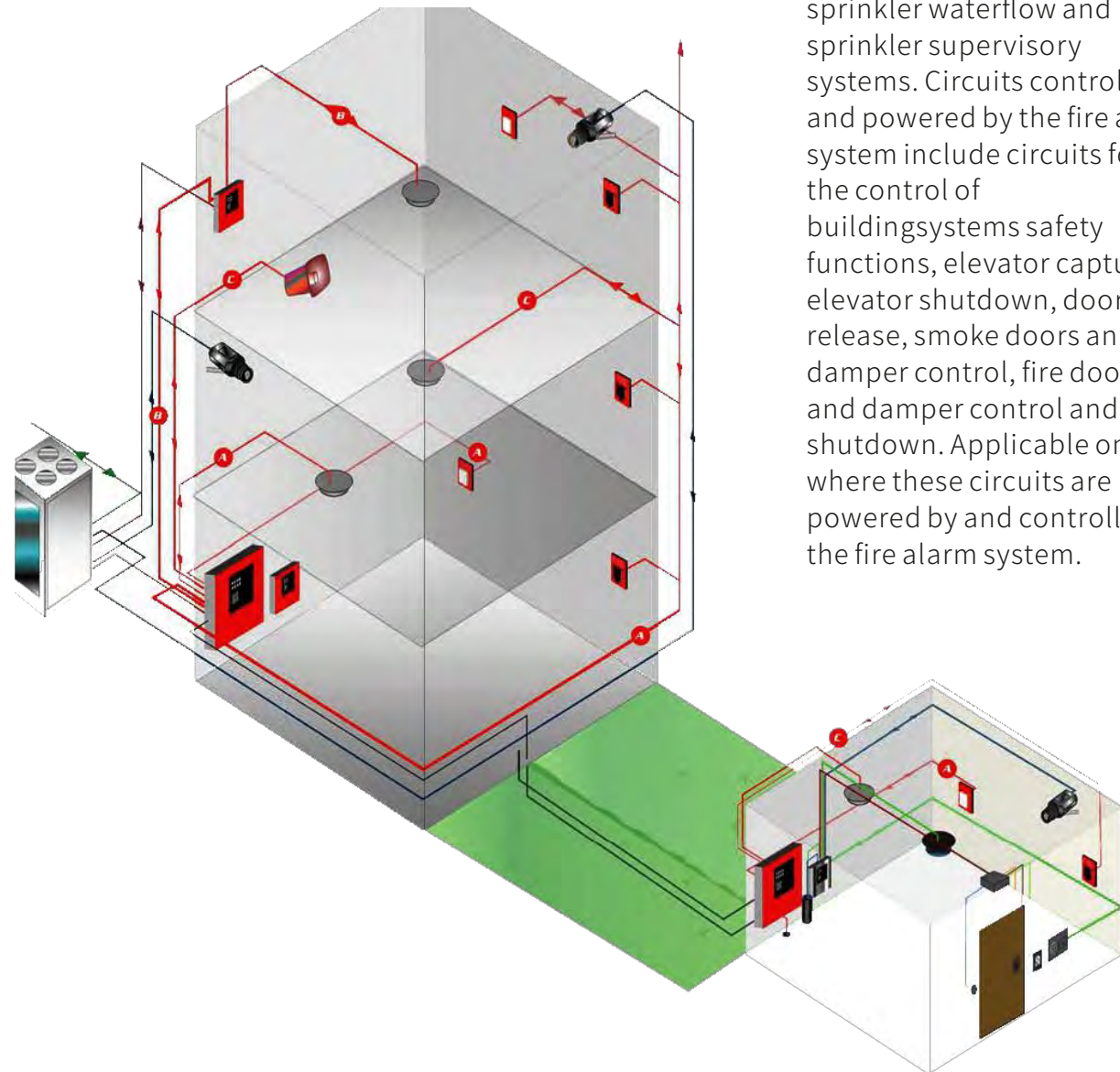
Our Fire Alarm Cables are manufactured in a wide variety of gauge sizes, shielding configurations and jacketing materials including plenum, riser and general purpose.

Features:

- Countdown or sequential footage markings
- New labeling system on boxes
- Color coded boxes
- Zone and room markings

Fire Power Limited Cable:

Type FPL, FPLR, FPLP



Article

The scope of this article covers the installation of wiring and equipment of fire alarm systems including all circuits controlled and powered by the fire alarm system. These include fire detection and alarm notification, guard's tour, sprinkler waterflow and sprinkler supervisory systems. Circuits controlled and powered by the fire alarm system include circuits for the control of buildings systems safety functions, elevator capture, elevator shutdown, door release, smoke doors and damper control, fire doors and damper control and fan shutdown. Applicable only where these circuits are powered by and controlled by the fire alarm system.

PACKING

Length : 100M, 200M, 300M, 305M, 500M, 1000M or as customer need

Manner : Reel with PET, Plastic Spool, Wooden Spool, carton, pull box, pallet.



Quality



Professional



Safety





FIRE ALARM CABLE - UL

UL 1424 Solid U 71100

Multi-Core, Solid BC, Insulation, Hi-Performance PVC-Sheath

UL 1424 Solid U 71100



CONSTRUCTION

Conductors:

Plain annealed copper wire, Solid

Insulation:

FPL-PVC, FPLR-PVC, Plenum PVC

Outer Sheath:

FPL-PVC, FPLR-PVC, Plenum PVC

Colour Outer Sheath:

Red

STANDARD REFERENCES

- UL 1424

- NEC Article 760

- NEC Article 725

- UL 1666

- ASTM D 1329

- NF C 32-020

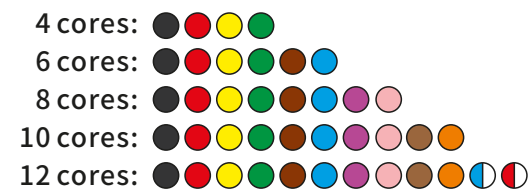
- IRAM IAP

- EN 50266-2

- IEC 60332-1

- IEC 60332-3

IDENTIFICATION OF CORES



CPR CLASSIFICATION

EN 50575:2016 - C_{CA}s1A, d0, a1

TEMPERATURE RANGE

Temperature Rating
-20°C ~ +60°C
DC Resistance
17.0 Ohms/M' at 20°C



POPULAR PACKAGING:

Pull Box 500', 1000', Reel 500', 1000'

Consult factory for other packaging options

ELECTRICAL DATA

Insulation Resistance @ 20°C:

> 200 MOhm*Km

Test Voltage Core-Core:

2000 V

Test Voltage Core-Screen:

2000 V

Mutual Capacitance:

< 150 nF/km

Inductance:

< 1 mH/km

Operating Voltage:

300/500 V

CHARACTERISTICS

Fire Resistant



Min. Bending Radius
8 x cable diameter



FIRE ALARM CABLE - UL



UL 1424 Solid U 71100

Multi-Core, Solid BC, Insulation, Hi-Performance PVC-Sheath

ZION CODE	NAME	CONDUCTOR NOM.DIA:	DIELECTRIC DIAMETER [MM]	OUTER DIAMETER [MM]
7110061	22/4 SOL FPL-CL2	1/0.64mmBC	1.11mmFPL-PVC	3.50mm FPL-PVC
7110062	22/6 SOL FPL-CL2	1/0.64mmBC	1.11mmFPL-PVC	4.16mm FPL-PVC
7110063	22/8 SOL FPL-CL2	1/0.64mmBC	1.11mmFPL-PVC	4.34mm FPL-PVC
7110064	22/10 SOL FPL-CL2	1/0.64mmBC	1.11mmFPL-PVC	5.02mm FPL-PVC
7110065	22/12 SOL FPL-CL2	1/0.64mmBC	1.11mmFPL-PVC	5.18mm FPL-PVC
7110066	18/2 SOL FPL-CL2	1/1.02mmBC	1.52mmFPL-PVC	3.80mm FPL-PVC
7110067	18/4 SOL FPL-CL2	1/1.02mmBC	1.52mmFPL-PVC	4.72mm FPL-PVC
7110068	18/6 SOL FPL-CL2	1/1.02mmBC	1.52mmFPL-PVC	5.28mm FPL-PVC
7110069	18/8 SOL FPL-CL2	1/1.02mmBC	1.52mmFPL-PVC	5.68mm FPL-PVC
7110070	18/10 SOL FPL-CL2	1/1.02mmBC	1.52mmFPL-PVC	6.60mm FPL-PVC
7110071	16/2 SOL FPL-CL2	1.29mmBC	1.77mmFPL-PVC	4.41mm FPL-PVC
7110072	16/4 SOL FPL-CL2	1.29mmBC	1.77mmFPL-PVC	4.97mm FPL-PVC
7110073	14/2 SOL FPL-CL2	1/1.63mmBC	2.13mmFPL-PVC	5.08mm FPL-PVC
7110074	14/4 SOL FPL-CL2	1/1.63mmBC	2.13mmFPL-PVC	5.84mm FPL-PVC
7110075	12/2 SOL FPL-CL2	1/2.05mmBC	2.67mmFPL-PVC	6.15mm FPL-PVC
7110051	18/2 SOL FPLR	1/1.02mmBC	1.42mmFPLR-PVC	3.70mm FPLR-PVC
7110052	18/4 SOL FPLR	1/1.02mmBC	1.42mmFPLR-PVC	4.30mm FPLR-PVC
7110053	16/2 SOL FPLR	1.29mmBC	1.70mmFPLR-PVC	4.27mm FPLR-PVC
7110054	16/4 SOL FPLR	1.29mmBC	1.70mmFPLR-PVC	5.03mm FPLR-PVC
7110055	14/2 SOL FPLR	1/1.63mmBC	2.25mmFPLR-PVC	5.35mm FPLR-PVC
7110056	14/4 SOL FPLR	1/1.63mmBC	2.25mmFPLR-PVC	6.25mm FPLR-PVC
7110057	12/2 SOL FPLR	1/2.05mmBC	2.65mmFPLR-PVC	6.2mm FPLR-PVC
7110041	18/2 SOL FPLP-CL2P	1/1.02mmBC	1.37mmPlenum PVC	3.45mm Plenum PVC
7110042	18/4 SOL FPLP-CL2P	1/1.02mmBC	1.37mmPlenum PVC	4.0mm Plenum PVC
7110043	18/6 SOL FPLP-CL2P	1/1.02mmBC	1.37mmPlenum PVC	4.88mm Plenum PVC
7110044	16/2 SOL FPLP-CL2P	1.29mmBC	1.63mmPlenum PVC	3.91mm Plenum PVC
7110045	16/4 SOL FPLP-CL2P	1.29mmBC	1.63mmPlenum PVC	4.57mm Plenum PVC
7110046	14/2 SOL FPLP-CL2P	1/1.63mmBC	1.98mmPlenum PVC	4.57mm Plenum PVC
7110047	14/4 SOL FPLP-CL2P	1/1.63mmBC	1.98mmPlenum PVC	6.25mm Plenum PVC
7110048	12/2 SOL FPLP-CL2P	2.05mmBC	2.57mmPlenum PVC	6.25mm Plenum PVC





FIRE ALARM CABLE - UL

UL 1424 Solid S 71101

Multi-Core, Solid BC , PVC HT 105-Insulation, Collective screen, Hi-Performance PVC-Sheath

UL 1424 Solid S 71101



CONSTRUCTION

Conductors:

Plain annealed copper wire, Solid

Insulation:

FPL-PVC, FPLR-PVC, FPLP-PVC

Shield :

Aluminum/Mylar with Solid Tinned-Copper

Outer Sheath:

FPL-PVC, FPLR-PVC, Plenum PVC

Colour Outer Sheath:

Red

STANDARD REFERENCES

- UL 1424

- NEC Article 760

- NEC Article 725

- UL 1666

- ASTM D 1329

- NF C 32-020

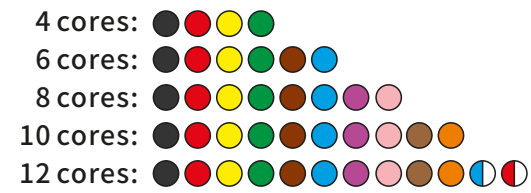
- IRAM IAP

- EN 50266-2

- IEC 60332-1

- IEC 60332-3

IDENTIFICATION OF CORES



CPR CLASSIFICATION

EN 50575:2016 - C_{CA} s1A, d0, a1

TEMPERATURE RANGE

Temperature Rating

-20°C ~ +60°C

DC Resistance

-5° C up to +50°C



POPULAR PACKAGING:

Pull Box 500', 1000', Reel 500', 1000'

Consult factory for other packaging options

ELECTRICAL DATA

Insulation Resistance @ 20°C:

> 200 MOhm*Km

Test Voltage Core-Core:

2000 V

Test Voltage Core-Screen:

2000 V

Mutual Capacitance:

< 150 nF/km

Inductance:

< 1 mH/km

Operating Voltage:

300/500 V

CHARACTERISTICS

Fire Resistant



Min. Bending Radius
8 x cable diameter



FIRE ALARM CABLE - UL



UL 1424 Solid S 71101

Multi-Core, Solid BC , PVC HT 105-Insulation, Collective screen, Hi-Performance PVC-Sheath

ZION CODE	NAME	CONDUCTOR NOM.DIA:	DIELECTRIC DIAMETER [MM]	OUTER DIAMETER [MM]
7110161	22/4 SOL Shielded FPL-CL2	1/0.64mmBC	1.11mmFPL-PVC	3.55mm FPL-PVC
7110162	18/2 SOL Shielded FPL-CL2	1/1.02mmBC	1.52mmFPL-PVC	3.91mm FPL-PVC
7110163	18/4 SOL Shielded FPL-CL2	1/1.02mmBC	1.52mmFPL-PVC	4.46mm FPL-PVC
7110164	18/6 SOL Shielded FPL-CL2	1/1.02mmBC	1.52mmFPL-PVC	5.39mm FPL-PVC
7110165	18/8 SOL Shielded FPL-CL2	1/1.02mmBC	1.52mmFPL-PVC	5.78mm FPL-PVC
7110166	16/2 SOL Shielded FPL-CL2	1/1.29mmBC	1.8mmFPL-PVC	4.41mm FPL-PVC
7110167	16/4 SOL Shielded FPL-CL2	1/1.29mmBC	1.8mmFPL-PVC	5.12mm FPL-PVC
7110168	14/2 SOL Shielded FPL-CL2	1/1.63mmBC	2.13mmFPL-PVC	5.33mm FPL-PVC
7110169	14/4 SOL Shielded FPL-CL2	1/1.63mmBC	2.13mmFPL-PVC	5.59mm FPL-PVC
7110170	12/2 SOL Shielded FPL-CL2	1/2.05mmBC	2.54mmFPL-PVC	6.10mm FPL-PVC
7110151	18/2 Shielded SOL FPLR	1/1.02mmBC	1.42mmFPLR-PVC	3.81mm FPLR-PVC
7110152	18/4 Shielded SOL FPLR	1/1.02mmBC	1.42mmFPLR-PVC	4.57mm FPLR-PVC
7110153	16/2 Shielded SOL FPLR	1/1.29mmBC	1.70mmFPLR-PVC	4.37mm FPLR-PVC
7110154	16/4 Shielded SOL FPLR	1/1.29mmBC	1.70mmFPLR-PVC	5.08mm FPLR-PVC
7110155	14/2 Shielded SOL FPLR	1/1.63mmBC	2.25mmFPLR-PVC	5.47mm FPLR-PVC
7110156	12/2 Shielded SOL FPLR	1/2.05mmBC	2.65mmFPLR-PVC	6.3mm FPLR-PVC
7110141	22/4 SOL Shielded FPLP-CL2P	1/0.64mmBC	0.97mmPlenum FPLP-PVC	3.20mm FPLP-PVC
7110142	18/2 SOL Shielded FPLP-CL2P	1/1.02mmBC	1.37mmPlenum FPLP-PVC	3.57mm FPLP-PVC
7110143	18/4 SOL Shielded FPLP-CL2P	1/1.02mmBC	1.37mmPlenum FPLP-PVC	4.27mm FPLP-PVC
7110144	18/6 SOL Shielded FPLP-CL2P	1/1.02mmBC	1.37mmPlenum FPLP-PVC	4.27mm FPLP-PVC
7110145	16/2 SOL Shielded FPLP-CL2P	1/1.29mmBC	1.70mmPlenum FPLP-PVC	4.45mm FPLP-PVC
7110146	16/4 SOL Shielded FPLP-CL2P	1/1.29mmBC	1.70mmPlenum FPLP-PVC	5.13mm FPLP-PVC
7110147	14/2 SOL Shielded FPLP-CL2P	1/1.63mmBC	1.88mmPlenum FPLP-PVC	5.28mm FPLP-PVC
7110148	14/4 SOL Shielded FPLP-CL2P	1/1.63mmBC	2.13mmPlenum FPLP-PVC	6.86mm FPLP-PVC
7110149	12/2 SOL Shielded FPLP-CL2P	1/2.05mmBC	2.67mmPlenum FPLP-PVC	6.22mm FPLP-PVC





FIRE ALARM CABLE - UL

UL 1424 Stranded U 71102

Multi-Core, Stranded BC, Insulation, Hi-Performance PVC-Sheath

UL 1424 Stranded U 71102



CONSTRUCTION

Conductors:

Plain annealed copper wire, Stranded

Insulation:

FPL-PVC, FPLR-PVC, FPLP-PVC, FPL DB-PVC

Outer Sheath:

FPL-PVC, FPLR-PVC, FPLP-PVC, FPL DB-PVC

Colour Outer Sheath:

Red

STANDARD REFERENCES

- UL 1424

- NEC Article 760

- NEC Article 725

- UL 1666

- ASTM D 1329

- NF C 32-020

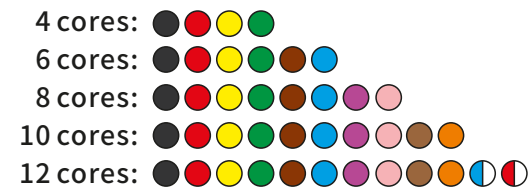
- IRAM IAP

- EN 50266-2

- IEC 60332-1

- IEC 60332-3

IDENTIFICATION OF CORES



CPR CLASSIFICATION

EN 50575:2016 - C_{CA}s1A, d0, a1


TEMPERATURE RANGE

Temperature Rating

-20°C ~ +60°C

DC Resistance

-5° C up to +50°C



POPULAR PACKAGING:

Pull Box 500', 1000', Reel 500', 1000'

Consult factory for other packaging options

ELECTRICAL DATA

Insulation Resistance @ 20°C:

> 200 MOhm*Km

Test Voltage Core-Core:

2000 V

Test Voltage Core-Screen:

2000 V

Mutual Capacitance:

< 150 nF/km

Inductance:

< 1 mH/km

Operating Voltage:

300/500 V

CHARACTERISTICS

Fire Resistant



Min. Bending Radius
8 x cable diameter



FIRE ALARM CABLE - UL



UL 1424 Stranded U 71102

Multi-Core, Stranded BC, Insulation, Hi-Performance PVC-Sheath

ZION CODE	NAME	CONDUCTOR NOM.DIA:	DIELECTRIC DIAMETER [MM]	OUTER DIAMETER [MM]
7110201	22/4 STR Unshielded FPL-CL2	22AWG BC Stranded	1.11mmFPL-PVC	3.50mm FPL-PVC
7110202	22/6 STR Unshielded FPL-CL2	22AWG BC Stranded	1.11mmFPL-PVC	4.16mm FPL-PVC
7110203	22/8 STR Unshielded FPL-CL2	22AWG BC Stranded	1.11mmFPL-PVC	4.34mm FPL-PVC
7110204	22/10 STR Unshielded FPL-CL2	22AWG BC Stranded	1.11mmFPL-PVC	5.02mm FPL-PVC
7110205	22/12 STR Unshielded FPL-CL2	22AWG BC Stranded	1.11mmFPL-PVC	5.18mm FPL-PVC
7110206	18/2 STR Unshielded FPL-CL2	18AWG BC Stranded	1.52mmFPL-PVC	3.80mm FPL-PVC
7110207	18/4 STR Unshielded FPL-CL2	18AWG BC Stranded	1.52mmFPL-PVC	4.72mm FPL-PVC
7110208	18/6 STR Unshielded FPL-CL2	18AWG BC Stranded	1.52mmFPL-PVC	5.28mm FPL-PVC
7110209	18/8 STR Unshielded FPL-CL2	18AWG BC Stranded	1.52mmFPL-PVC	5.68mm FPL-PVC
7110210	18/10 STR Unshielded FPL-CL2	18AWG BC Stranded	1.52mmFPL-PVC	6.60mm FPL-PVC
7110211	16/2 STR Unshielded FPL-CL2	16AWG BC Stranded	1.77mmFPL-PVC	4.41mm FPL-PVC
7110212	16/4 STR Unshielded FPL-CL2	16AWG BC Stranded	1.77mmFPL-PVC	4.97mm FPL-PVC
7110213	14/2 STR Unshielded FPL-CL2	14AWG BC Stranded	2.33mmFPL-PVC	5.48mm FPL-PVC
7110214	14/4 STR Unshielded FPL-CL2	14AWG BC Stranded	2.13mmFPL-PVC	5.84mm FPL-PVC
7110215	12/2 STR Unshielded FPL-CL2	12AWG BC Stranded	2.87mmFPL-PVC	6.35mm FPL-PVC
7110221	22/4 STR Unshielded FPLR-CL2R	22AWG BC Stranded	1.14mmFPLR-PVC	3.40mm FPLR-PVC
7110222	18/2 STR Unshielded FPLR-CL2R	18AWG BC Stranded	1.52mmFPLR-PVC	3.85mm FPLR-PVC
7110223	18/4 STR Unshielded FPLR-CL2R	18AWG BC Stranded	1.52mmFPLR-PVC	4.82mm FPLR-PVC
7110224	18/6 STR Unshielded FPLR-CL2R	18AWG BC Stranded	1.52mmFPLR-PVC	4.97mm FPLR-PVC
7110225	18/10 STR Unshielded FPLR-CL2R	18AWG BC Stranded	1.52mmFPLR-PVC	6.60mm FPLR-PVC
7110226	16/2 STR Unshielded FPLR-CL2R	16AWG BC Stranded	1.77mmFPLR-PVC	4.34mm FPLR-PVC
7110227	16/4 STR Unshielded FPLR-CL2R	16AWG BC Stranded	1.77mmFPLR-PVC	5.07mm FPLR-PVC
7110228	14/2 STR Unshielded FPLR-CL2R	14AWG BC Stranded	2.33mmFPLR-PVC	5.53mm FPLR-PVC
7110229	14/4 STR Unshielded FPLR-CL2R	14AWG BC Stranded	2.33mmFPLR-PVC	6.39mm FPLR-PVC
7110230	12/2 STR Unshielded FPLR-CL2R	12AWG BC Stranded	2.74mmFPLR-PVC	6.29mm FPLR-PVC





FIRE ALARM CABLE - UL

UL 1424 Stranded S 71103

Multi-Core, Stranded BC, Insulation, Collective screen, Hi-Performance PVC-Sheath

UL 1424 Stranded S 71103



CONSTRUCTION

Conductors:

Plain annealed copper wire, Stranded

Insulation:

FPL-PVC, FPLR-PVC, FPLP-PVC

Shield :

Aluminum/Mylar with Solid Tinned-Copper

Outer Sheath:

FPL-PVC, FPLR-PVC, FPLP-PVC

Colour Outer Sheath:

Red

STANDARD REFERENCES

- UL 1424

- NEC Article 760
- NEC Article 725
- UL 1666
- ASTM D 1329
- NF C 32-020
- IRAM IAP
- EN 50266-2
- IEC 60332-1
- IEC 60332-3

IDENTIFICATION OF CORES

- 4 cores: ●●●●
- 6 cores: ●●●●●●
- 8 cores: ●●●●●●●●
- 10 cores: ●●●●●●●●●●
- 12 cores: ●●●●●●●●●●●●

CPR CLASSIFICATION

EN 50575:2016 - C_{CA} s1A, d0, a1

TEMPERATURE RANGE

Temperature Rating
-20°C ~ +60°C
DC Resistance
-5° C up to +50°C



POPULAR PACKAGING:

Pull Box 500', 1000', Reel 500', 1000'
Consult factory for other packaging options

ELECTRICAL DATA

Insulation Resistance @ 20°C:

> 200 MOhm*Km

Test Voltage Core-Core:

2000 V

Test Voltage Core-Screen:

2000 V

Mutual Capacitance:

< 150 nF/km

Inductance:

< 1 mH/km

Operating Voltage:

300/500 V

CHARACTERISTICS

Fire Resistant



Min. Bending Radius
8 x cable diameter



FIRE ALARM CABLE - UL



UL 1424 Stranded S 71103

Multi-Core, Stranded BC, Insulation, Collective screen, Hi-Performance PVC-Sheath

ZION CODE	NAME	CONDUCTOR NOM.DIA:	DIELECTRIC DIAMETER [MM]	OUTER DIAMETER [MM]
7110301	22/4 STR Shielded FPL-CL2	22AWG BC Stranded	1.11mmFPL-PVC	3.55mm FPL-PVC
7110302	18/2 STR Shielded FPL-CL2	18AWG BC Stranded	1.52mmFPL-PVC	3.91mm FPL-PVC
7110303	18/4 STR Shielded FPL-CL2	18AWG BC Stranded	1.52mmFPL-PVC	4.46mm FPL-PVC
7110304	18/6 STR Shielded FPL-CL2	18AWG BC Stranded	1.52mmFPL-PVC	5.39mm FPL-PVC
7110305	18/8 STR Shielded FPL-CL2	18AWG BC Stranded	1.52mmFPL-PVC	5.78mm FPL-PVC
7110306	16/2 STR Shielded FPL-CL2	16AWG BC Stranded	1.80mmFPL-PVC	4.41mm FPL-PVC
7110307	16/4 STR Shielded FPL-CL2	16AWG BC Stranded	1.77mmFPL-PVC	5.12mm FPL-PVC
7110308	14/2 STR Shielded FPL-CL2	14AWG BC Stranded	2.33mmFPL-PVC	5.73mm FPL-PVC
7110309	14/4 STR Shielded FPL-CL2	14AWG BC Stranded	2.33mmFPL-PVC	5.99mm FPL-PVC
7110310	12/2 STR Shielded FPL-CL2	12AWG BC Stranded	2.74mmFPL-PVC	6.50mm FPL-PVC
7110321	22/4 STR Shielded FPLR-CL2R	22AWG BC Stranded	1.11mmFPLR-PVC	3.60mm FPLR-PVC
7110322	18/2 STR Shielded FPLR-CL2R	18AWG BC Stranded	1.52mmFPLR-PVC	3.91mm FPLR-PVC
7110323	18/4 STR Shielded FPLR-CL2R	18AWG BC Stranded	1.52mmFPLR-PVC	4.54mm FPLR-PVC
7110324	18/6 STR Shielded FPLR-CL2R	18AWG BC Stranded	1.52mmFPLR-PVC	5.40mm FPLR-PVC
7110325	18/8 STR Shielded FPLR-CL2R	18AWG BC Stranded	1.52mmFPLR-PVC	5.78mm FPLR-PVC
7110326	16/2 STR Shielded FPLR-CL2R	16AWG BC Stranded	1.88mmFPLR-PVC	4.62mm FPLR-PVC
7110327	16/4 STR Shielded FPLR-CL2R	16AWG BC Stranded	1.88mmFPLR-PVC	5.35mm FPLR-PVC
7110328	14/2 STR Shielded FPLR-CL2R	14AWG BC Stranded	2.33mmFPLR-PVC	5.61mm FPLR-PVC
7110329	14/4 STR Shielded FPLR-CL2R	14AWG BC Stranded	2.33mmFPLR-PVC	6.50mm FPLR-PVC
7110330	12/2 STR Shielded FPLR-CL2R	12AWG BC Stranded	2.74mmFPLR-PVC	5.94mm FPLR-PVC
7110331	18/2 STR Mid.Capaitance Shielded FPLR-CL2R	18AWG BC Stranded	1.62mmFPLR-PVC	4.16mm FPLR-PVC
7110332	16/2 STR Mid.Capaitance Shielded FPLR-CL2R	16AWG BC Stranded	1.98mmFPLR-PVC	5.15mm FPLR-PVC
7110341	22/4 STR Shielded FPLP-CL2P	22AWG BC Stranded	1.17mmPlenum FPLP-PVC	3.60mm FPLP-PVC
7110342	18/2 STR Shielded FPLP-CL2P	18AWG BC Stranded	1.57mmPlenum FPLP-PVC	3.97mm FPLP-PVC
7110343	18/4 STR Shielded FPLP-CL2P	18AWG BC Stranded	1.57mmPlenum FPLP-PVC	4.67mm FPLP-PVC
7110344	18/6 STR Shielded FPLP-CL2P	18AWG BC Stranded	1.57mmPlenum FPLP-PVC	4.67mm FPLP-PVC
7110345	16/2 STR Shielded FPLP-CL2P	16AWG BC Stranded	1.90mmPlenum FPLP-PVC	4.85mm FPLP-PVC
7110346	16/4 STR Shielded FPLP-CL2P	16AWG BC Stranded	1.90mmPlenum FPLP-PVC	5.53mm FPLP-PVC
7110347	14/2 STR Shielded FPLP-CL2P	14AWG BC Stranded	2.08mmPlenum FPLP-PVC	5.68mm FPLP-PVC
7110348	14/4 STR Shielded FPLP-CL2P	14AWG BC Stranded	2.33mmPlenum FPLP-PVC	7.26mm FPLP-PVC
7110349	12/2 STR Shielded FPLP-CL2P	12AWG BC Stranded	2.87mmPlenum FPLP-PVC	6.62mm FPLP-PVC





FIRE ALARM CABLE - UL

UL Fire alarm cable - 71106

Multi-Core, Solid BC, POWER LIMITED

UL Fire alarm cable - 71106



CONSTRUCTION

Conductors:

Plain annealed copper wire, Solid

Insulation:

PVC-FPLR

Shield :

Aluminum/Mylar with Solid TCCA

Outer Sheath:

PVC-FPLR

Colour Outer Sheath:

Red

STANDARD REFERENCES

- ANSI/UL 1424

Cables for Power-Limited Fire-Alarm Circuits

IDENTIFICATION OF CORES

2 cores: ● ●
 3 cores: ● ● ●
 4 cores: ● ● ● ●

UL File No.

E491510

TEMPERATURE RANGE

Temperature Rating
 -35°C~+105°C
 DC Resistance
 -5° C up to +50°C



POPULAR PACKAGING:

Pull Box 500', 1000', Reel 500', 1000'
 Consult factory for other packaging options

ELECTRICAL DATA

Min. Insulation resistance
 300 MΩ/km
 Test Voltage Core-Screen:
 2000 V
 Test voltage (rms value)
 2KV/15 min , 1KV/5min
 Operating Voltage:
 300/600 V

CHARACTERISTICS

Fire Resistant



Min. Bending Radius
8 x cable diameter



FIRE ALARM CABLE - UL



UL Fire alarm cable - 71106

Multi-Core, Solid BC, POWER LIMITED

ZION CODE	NAME	CONDUCTOR NOM.DIA:	DIELECTRIC DIAMETER [MM]	OUTER DIAMETER [MM]
7110601	2×1.0mm ² FPLR	1/1.13mmBC	2.2mm PVC-FPLR	6.2mm PVC-FPLR
7110602	2×1.5mm ² FPLR	1/1.36mmBC	2.4mm PVC-FPLR	6.8mm PVC-FPLR
7110603	2×2.5mm ² FPLR	1/1.76mmBC	2.8mm PVC-FPLR	7.6mm PVC-FPLR
7110604	3×1.0mm ² FPLR	1/1.13mmBC	2.2mm PVC-FPLR	6.4mm PVC-FPLR
7110605	3×1.5mm ² FPLR	1/1.36mmBC	2.4mm PVC-FPLR	7.0mm PVC-FPLR
7110606	3×2.5mm ² FPLR	1/1.76mmBC	2.8mm PVC-FPLR	7.8mm PVC-FPLR
7110607	4×1.0mm ² FPLR	1/1.13mmBC	2.2mm PVC-FPLR	4×6.9mm PVC-FPLR
7110608	4×1.5mm ² FPLR	1/1.36mmBC	2.4mm PVC-FPLR	7.6mm PVC-FPLR
7110609	4×2.5mm ² FPLR	1/1.76mmBC	2.8mm PVC-FPLR	8.5mm PVC-FPLR
7110610	5×1.5mm ² FPLR	1/1.36mmBC	2.4mm PVC-FPLR	5×8.5mm PVC-FPLR
7110611	7×1.5mm ² FPLR	1/1.36mmBC	2.4mm PVC-FPLR	9.6mm PVC-FPLR





EN50200 PH CABLE



EN50200 PH30 CABLE 71104

Multi-Core, Multistrand CU, Silicon Rubber-Insulation, Collective Screen, LSZH-Sheath

EN50200 PH CABLE

EN50200 PH30 CABLE 71104

Multi-Core, Multistrand CU, Silicon Rubber-Insulation, Collective Screen, LSZH-Sheath

EN50200 PH30 CABLE 71104



CONSTRUCTION

Conductors:

Plain annealed copper wire

Insulation:

Fire resistant silicone rubber

Shield:

PET Foil (Polyester tape)

Aluminum laminated Polyester Tape

Coverage 100 % (Overlapping 20%)

With Tinned Copper to BS 6360 Solid 0.80mm

Outer Sheath:

FR-LSZH (Red or White)

STANDARD REFERENCES

- EN 50200:2015

- EN 61034-2:2005+A1:2013

- EN 60754-1:2014

IDENTIFICATION OF CORES

2 cores: ●●

3 cores: ●●●

4 cores: ●●●●

CPR CLASSIFICATION

EN 50575:2016 - C_{CA}s1A, d0, a1

TEMPERATURE RANGE

Max.Working Temperature:
-30°C ~ +60°C



POPULAR PACKAGING:

200M/Wooden Spool, 500M/Wooden Spool

ELECTRICAL DATA

Insulation Resistance @ 20°C:

> 200 MOhm*Km

Test Voltage Core-Core:

2000 V

Test Voltage Core-Screen:

2000 V

Mutual Capacitance:

< 150 nF/km

Inductance:

< 1 mH/km

Operating Voltage:

100/100 V

CHARACTERISTICS

Fire Resistant



Min. Bending Radius
8 x cable diameter



Low Smoke Halogen Free



ZION CODE	NAME	CONDUCTOR NOM.DIA:	DIELECTRIC DIAMETER [MM]	OUTER DIAMETER [MM]
7110401	PH30 2×1.0mm ²	CALSS 1/2/5	2.2mm Silicone	6.1±0.3mm LSZH
7110402	PH30 2×1.5mm ²	CALSS 1/2/5	2.6mm Silicone	7.1±0.3mm LSZH
7110403	PH30 2×2.5mm ²	CALSS 1/2/5	3.2mm Silicone	8.3±0.3mm LSZH
7110404	PH30 2×4.0mm ²	CALSS 1/2/5	3.8mm Silicone	9.6±0.3mm LSZH
7110405	PH30 2×6.0mm ²	CALSS 1/2/5	4.7mm Silicone	11.5±0.3mm LSZH
7110406	PH30 3×1.0mm ²	CALSS 1/2/5	2.2mm Silicone	6.5±0.3mm LSZH
7110407	PH30 3×1.5mm ²	CALSS 1/2/5	2.6mm Silicone	7.4±0.3mm LSZH
7110408	PH30 3×2.5mm ²	CALSS 1/2/5	3.2mm Silicone	8.65±0.3mm LSZH
7110409	PH30 3×4.0mm ²	CALSS 1/2/5	3.8mm Silicone	10.1±0.3mm LSZH
7110410	PH30 4×1.0mm ²	CALSS 1/2/5	2.2mm Silicone	7.1±0.3mm LSZH
7110411	PH30 4×1.5mm ²	CALSS 1/2/5	2.6mm Silicone	8.2±0.3mm LSZH
7110412	PH30 4×2.5mm ²	CALSS 1/2/5	3.2mm Silicone	9.75±0.3mm LSZH
7110413	PH30 4×4.0mm ²	CALSS 1/2/5	3.8mm Silicone	11.4±0.3mm LSZH
7110414	PH30 7×1.0mm ²	CALSS 1/2/5	2.2mm Silicone	10.0±0.3mm LSZH
7110415	PH30 7×1.5mm ²	CALSS 1/2/5	2.6mm Silicone	11.3±0.3mm LSZH
7110416	PH30 12×1.0mm ²	CALSS 1/2/5	2.2mm Silicone	12.5±0.3mm LSZH
7110417	PH30 12×1.5mm ²	CALSS 1/2/5	2.6mm Silicone	14.5±0.3mm LSZH
7110418	PH30 19×1.0mm ²	CALSS 1/2/5	2.2mm Silicone	15.0±0.3mm LSZH
7110419	PH30 19×1.5mm ²	CALSS 1/2/5	2.6mm Silicone	17.0±0.3mm LSZH





EN50200 PH CABLE



EN50200 PH120 CABLE 71104

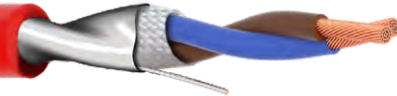
Multi-Core, Multistrand CU, Silicon Rubber-Insulation, Collective Screen, LSZH-Sheath

EN50200 PH CABLE

EN50200 PH120 CABLE 71104

Multi-Core, Multistrand CU, Silicon Rubber-Insulation, Collective Screen, LSZH-Sheath

EN50200 PH120 CABLE 71104



CONSTRUCTION

Conductors:

Plain annealed copper wire

Insulation:

Fire resistant silicone rubber

Shield:

Fibre Glass Tape

Aluminum Polyester Tape

(100% Coverage 20% overlapping)

With Tinned Copper to BS 6360 Solid 0.80mm

Outer Sheath:

FR-LSZH (Red or White)

STANDARD REFERENCES

- EN 50200:2015

- EN 61034-2:2005+A1:2013

- EN 60754-1:2014

IDENTIFICATION OF CORES

2 cores: ●●

3 cores: ●●●

4 cores: ●●●●

CPR CLASSIFICATION

EN 50575:2016 - C_{CA}s1A, d0, a1

TEMPERATURE RANGE

Max.Working Temperature:
-30°C ~ +60°C



POPULAR PACKAGING:

200M/Wooden Spool, 500M/Wooden Spool

ELECTRICAL DATA

Insulation Resistance @ 20°C:

> 200 MOhm*Km

Test Voltage Core-Core:

2000 V

Test Voltage Core-Screen:

2000 V

Mutual Capacitance:

< 150 nF/km

Inductance:

< 1 mH/km

Operating Voltage:

100/100 V

CHARACTERISTICS

Fire Resistant



Min. Bending Radius
8 x cable diameter



Low Smoke Halogen Free



ZION CODE	NAME	CONDUCTOR NOM.DIA:	DIELECTRIC DIAMETER [MM]	OUTER DIAMETER [MM]
7110450	PH120 2×0.8mm ²	CALSS 1/2/5	2mm Silicone	5.8±0.3mm LSZH
7110451	PH120 2×1.0mm ²	CALSS 1/2/5	2.2mm Silicone	6.3±0.3mm LSZH
7110452	PH120 2×1.5mm ²	CALSS 1/2/5	2.6mm Silicone	7.3±0.3mm LSZH
7110453	PH120 2×2.5mm ²	CALSS 1/2/5	3.2mm Silicone	8.5±0.3mm LSZH
7110454	PH120 2×4.0mm ²	CALSS 1/2/5	3.8mm Silicone	9.8±0.3mm LSZH
7110455	PH120 2×6.0mm ²	CALSS 1/2/5	4.7mm Silicone	11.7±0.3mm LSZH
7110456	PH120 3×1.0mm ²	CALSS 1/2/5	2.2mm Silicone	6.7±0.3mm LSZH
7110457	PH120 3×1.5mm ²	CALSS 1/2/5	2.6mm Silicone	7.6±0.3mm LSZH
7110458	PH120 3×2.5mm ²	CALSS 1/2/5	3.2mm Silicone	8.85±0.3mm LSZH
7110459	PH120 3×4.0mm ²	CALSS 1/2/5	3.8mm Silicone	10.3±0.3mm LSZH
7110460	PH120 4×1.0mm ²	CALSS 1/2/5	2.2mm Silicone	7.3±0.3mm LSZH
7110461	PH120 4×1.5mm ²	CALSS 1/2/5	2.6mm Silicone	8.4±0.3mm LSZH
7110462	PH120 4×2.5mm ²	CALSS 1/2/5	3.2mm Silicone	9.95±0.3mm LSZH
7110463	PH120 4×4.0mm ²	CALSS 1/2/5	3.8mm Silicone	11.6±0.3mm LSZH
7110464	PH120 7×1.0mm ²	CALSS 1/2/5	2.2mm Silicone	10.2±0.3mm LSZH
7110465	PH120 7×1.5mm ²	CALSS 1/2/5	2.6mm Silicone	11.5±0.3mm LSZH
7110466	PH120 12×1.0mm ²	CALSS 1/2/5	2.2mm Silicone	12.7±0.3mm LSZH
7110467	PH120 12×1.5mm ²	CALSS 1/2/5	2.6mm Silicone	14.7±0.3mm LSZH
7110468	PH120 19×1.0mm ²	CALSS 1/2/5	2.2mm Silicone	15.2±0.3mm LSZH
7110469	PH120 19×1.5mm ²	CALSS 1/2/5	2.6mm Silicone	17.2±0.3mm LSZH





STANDARD BS 7629 CABLE



BS 7629-1(2008) 71107

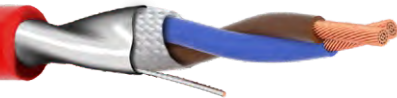
Multi-Core, Stranded CU, Silicon Rubber-Insulation, Collective Screen, LSZH-Sheath

STANDARD BS 7629 CABLE

BS 7629-1(2008) 71107

Multi-Core, Stranded CU, Silicon Rubber-Insulation, Collective Screen, LSZH-Sheath

BS 7629-1(2008) 71107



CONSTRUCTION

Conductors:

Plain annealed copper wire, Stranded

Insulation:

Special mix silicon rubber

Shield:

Aluminum/ PETP tape over tinned copper drain wire

Outer Sheath:

Thermoplastic Low Smoke, Halogen Free

STANDARD REFERENCES

- BS 7629-1:2008

- BS 6387:2013 (CWZ)
- EN 50200:2006 (Class PH30/PH120)
- EN 50200:2006 Annex E (30 mins)
- BS 5839-1:2013 (Clause 26.2d Standard)

IDENTIFICATION OF CORES

- 2 cores: ●●
 3 cores: ●●●
 4 cores: ●●●●

CPR CLASSIFICATION

EN 50575:2016 - C_{CA}s1A, d0, a1

TEMPERATURE RANGE

Max.Working Temperature:
 -30° C up to +180°C
 During Installation:
 -5° C up to +50°C



POPULAR PACKAGING:

200M/Wooden Spool, 500M/Wooden Spool

ZION CODE	NAME	CONDUCTOR NOM.DIA:	DIELECTRIC DIAMETER [MM]	OUTER DIAMETER [MM]
7113101	ZC0210-BS7629-1	Class 2/5 PABC	2.2mm Special mix silicon	6.1±0.3mm LSZH
7113102	ZC0215-BS7629-1	Class 2/5 PABC	2.6mm Special mix silicon	7.1±0.3mm LSZH
7113103	ZC0225-BS7629-1	Class 2/5 PABC	3.2mm Special mix silicon	8.3±0.3mm LSZH
7113104	ZC0240-BS7629-1	Class 2/5 PABC	3.8mm Special mix silicon	9.6±0.3mm LSZH
7113105	ZC0260-BS7629-1	Class 2/5 PABC	4.7mm Special mix silicon	11.5±0.3mm LSZH
7113106	ZC0310-BS7629-1	Class 2/5 PABC	2.2mm Special mix silicon	6.5±0.3mm LSZH
7113107	ZC0315-BS7629-1	Class 2/5 PABC	2.6mm Special mix silicon	7.4±0.3mm LSZH
7113108	ZC0325-BS7629-1	Class 2/5 PABC	3.2mm Special mix silicon	8.65±0.3mm LSZH
7113109	ZC0340-BS7629-1	Class 2/5 PABC	3.8mm Special mix silicon	10.1±0.3mm LSZH
7113110	ZC0410-BS7629-1	Class 2/5 PABC	2.2mm Special mix silicon	7.1±0.3mm LSZH
7113111	ZC0415-BS7629-1	Class 2/5 PABC	2.6mm Special mix silicon	8.2±0.3mm LSZH
7113112	ZC0425-BS7629-1	Class 2/5 PABC	3.2mm Special mix silicon	9.75±0.3mm LSZH
7113113	ZC0440-BS7629-1	Class 2/5 PABC	3.8mm Special mix silicon	11.4±0.3mm LSZH
7113114	ZC0710-BS7629-1	Class 2/5 PABC	2.2mm Special mix silicon	10.0±0.3mm LSZH
7113115	ZC0715-BS7629-1	Class 2/5 PABC	2.6mm Special mix silicon	11.3±0.3mm LSZH
7113116	ZC1210-BS7629-1	Class 2/5 PABC	2.2mm Special mix silicon	12.5±0.3mm LSZH
7113117	ZC1215-BS7629-1	Class 2/5 PABC	2.6mm Special mix silicon	14.5±0.3mm LSZH
7113118	ZC1910-BS7629-1	Class 2/5 PABC	2.2mm Special mix silicon	15.0±0.3mm LSZH
7113119	ZC1915-BS7629-1	Class 2/5 PABC	2.6mm Special mix silicon	17.0±0.3mm LSZH

ELECTRICAL DATA

Insulation Resistance @ 20°C:

> 200 MOhm*Km

Test Voltage Core-Core:

2000 V

Test Voltage Core-Screen:

2000 V

Mutual Capacitance:

< 150 nF/km

Inductance:

< 1 mH/km

Operating Voltage:

100/100 V

CHARACTERISTICS

Fire Resistant



Min. Bending Radius
8 x cable diameter



Low Smoke Halogen Free





STANDARD BS 6387 CABLE

STANDARD BS 6387 CABLE



BS6387 71108

Multi-Core, Stranded CU, Silicon Rubber-Insulation, Collective Screen, LSZH-Sheath

BS6387 71108

Multi-Core, Stranded CU, Silicon Rubber-Insulation, Collective Screen, LSZH-Sheath

BS6387 71108



CONSTRUCTION

Conductors:

Plain annealed copper wire, Stranded

Insulation:

Special mix silicon rubber

Shield:

Aluminum/ PETP tape over tinned copper drain wire

Outer Sheath:

Thermoplastic Low Smoke, Halogen Free

STANDARD REFERENCES

- BS 6387:2013 Cat. C-W-Z

- IEC 60754-1:2014

- BS EN 61034-2:2005

- EN 50200:2015 (Class PH30/PH120)

IDENTIFICATION OF CORES

2 cores:

3 cores:

4 cores:

CPR CLASSIFICATION

EN 50575:2016 - C_{CA}s1A, d0, a1

TEMPERATURE RANGE

Max.Working Temperature:

-30°C ~ +60°C

During Installation:

-5° C up to +50°C



POPULAR PACKAGING:

200M/Wooden Spool, 500M/Wooden Spool

ZION CODE	NAME	CONDUCTOR NOM.DIA:	DIELECTRIC DIAMETER [MM]	OUTER DIAMETER [MM]
7113201	ZC0210-BS6387	Class 2/5 PABC	2.2mm Special mix silicon	6.1±0.3mm LSZH
7113202	ZC0215-BS6387	Class 2/5 PABC	2.6mm Special mix silicon	7.1±0.3mm LSZH
7113203	ZC0225-BS6387	Class 2/5 PABC	3.2mm Special mix silicon	8.3±0.3mm LSZH
7113204	ZC0240-BS6387	Class 2/5 PABC	3.8mm Special mix silicon	9.6±0.3mm LSZH
7113205	ZC0260-BS6387	Class 2/5 PABC	4.7mm Special mix silicon	11.5±0.3mm LSZH
7113206	ZC0310-BS6387	Class 2/5 PABC	2.2mm Special mix silicon	6.5±0.3mm LSZH
7113207	ZC0315-BS6387	Class 2/5 PABC	2.6mm Special mix silicon	7.4±0.3mm LSZH
7113208	ZC0325-BS6387	Class 2/5 PABC	3.2mm Special mix silicon	8.65±0.3mm LSZH
7113209	ZC0340-BS6387	Class 2/5 PABC	3.8mm Special mix silicon	10.1±0.3mm LSZH
7113210	ZC0410-BS6387	Class 2/5 PABC	2.2mm Special mix silicon	7.1±0.3mm LSZH
7113211	ZC0415-BS6387	Class 2/5 PABC	2.6mm Special mix silicon	8.2±0.3mm LSZH
7113212	ZC0425-BS6387	Class 2/5 PABC	3.2mm Special mix silicon	9.75±0.3mm LSZH
7113213	ZC0440-BS6387	Class 2/5 PABC	3.8mm Special mix silicon	11.4±0.3mm LSZH
7113214	ZC0710-BS6387	Class 2/5 PABC	2.2mm Special mix silicon	10.0±0.3mm LSZH
7113215	ZC0715-BS6387	Class 2/5 PABC	2.6mm Special mix silicon	11.3±0.3mm LSZH
7113216	ZC1210-BS6387	Class 2/5 PABC	2.2mm Special mix silicon	12.5±0.3mm LSZH
7113217	ZC1215-BS6387	Class 2/5 PABC	2.6mm Special mix silicon	14.5±0.3mm LSZH
7113218	ZC1910-BS6387	Class 2/5 PABC	2.2mm Special mix silicon	15.0±0.3mm LSZH
7113219	ZC1915-BS6387	Class 2/5 PABC	2.6mm Special mix silicon	17.0±0.3mm LSZH

ELECTRICAL DATA

Insulation Resistance @ 20°C:

> 200 MOhm*Km

Test Voltage Core-Core:

2000 V

Test Voltage Core-Screen:

2000 V

Mutual Capacitance:

< 150 nF/km

Inductance:

< 1 mH/km

Operating Voltage:

100/100 V

CHARACTERISTICS

Fire Resistant



Min. Bending Radius
8 x cable diameter



Low Smoke Halogen Free





FRLS & FRFH Unshielded Cable 71105

Multi-Core, Solid BC, Silicon Rubber-Insulation, LSZH-Sheath

FRLS & FRFH Unshielded Cable



CONSTRUCTION

Conductors:

Plain annealed copper wire, Solid

Insulation:

Fire resistant silicone rubber

Outer Sheath:

FRLS or FRFH(PVC)

STANDARD REFERENCES

- **BS 7629-1:2008**

- BS EN 61034-2:2005

- BS EN 50267-2-1:1999

IDENTIFICATION OF CORES

2 cores: ●●
3 cores: ●●●
4 cores: ●●●●

CPR CLASSIFICATION

EN 50575:2016 - C_{CA}s1A, d0, a1

TEMPERATURE RANGE

Temperature Rating

-15°C to + 90°C

During Installation:

-5° C up to +50°C



POPULAR PACKAGING:

100M/Reel,200M/Reel,500M/Wooden Spool

ELECTRICAL DATA

Insulation Resistance @ 20°C:

> 200 MOhm*Km

Test Voltage Core-Core:

2000 V

Test Voltage Core-Screen:

2000 V

Mutual Capacitance:

< 150 nF/km

Inductance:

< 1 mH/km

Max. Operating Voltage

300/500 V

CHARACTERISTICS

Fire Resistant



Min. Bending Radius
8 x cable diameter



Low Smoke Halogen Free



FRLS Unshielded Cable 71105

Multi-Core, Solid BC, Silicon Rubber-Insulation, LSZH-Sheath

ZION CODE	NAME	CONDUCTOR NOM.DIA:	DIELECTRIC DIAMETER [MM]	OUTER DIAMETER [MM]
7110501	КПС нг(А)-FRLS 2×0.22mm ² Unshielded Cable	1/0.5mmBC	1.4mm Silicone	3.9mm FRLS
7110502	КПС нг(А)-FRLS 2×0.5mm ² Unshielded Cable	1/0.78mmBC	1.8mm Silicone	4.8mm FRLS
7110503	КПС нг(А)-FRLS 2×0.75mm ² Unshielded Cable	1/0.96mmBC	2.2mm Silicone	5.7mm FRLS
7110504	КПС нг(А)-FRLS 2×1.0mm ² Unshielded Cable	1/1.13mmBC	2.4mm Silicone	6.1mm FRLS
7110505	КПС нг(А)-FRLS 2×1.5mm ² Unshielded Cable	1/1.38mmBC	2.7mm Silicone	6.7mm FRLS
7110506	КПС нг(А)-FRLS 2×2.5mm ² Unshielded Cable	1/0.78mmBC	3.3mm Silicone	8.3mm FRLS
7110507	КПС нг(А)-FRLS 4×0.22mm ² Unshielded Cable	1/0.5mmBC	1.4mm Silicone	4.5mm FRLS
7110508	КПС нг(А)-FRLS 4×0.5mm ² Unshielded Cable	1/0.78mmBC	1.8mm Silicone	5.6mm FRLS
7110509	КПС нг(А)-FRLS 4×0.75mm ² Unshielded Cable	1/0.96mmBC	2.2mm Silicone	6.6mm FRLS
7110510	КПС нг(А)-FRLS 4×1.0mm ² Unshielded Cable	1/1.13mmBC	2.4mm Silicone	7.1mm FRLS
7110511	КПС нг(А)-FRLS 4×1.5mm ² Unshielded Cable	1/1.38mmBC	2.7mm Silicone	7.8mm FRLS
7110512	КПС нг(А)-FRLS 4×2.5mm ² Unshielded Cable	1/1.78mmBC	3.3mm Silicone	13mm FRLS
7110521	КПС нг(А)-FRFH 2×0.22mm ² Unshielded Cable	1/0.5mmBC	1.4mm Silicone	3.9mm FRFH
7110522	КПС нг(А)-FRFH 2×0.5mm ² Unshielded Cable	1/0.78mmBC	1.8mm Silicone	4.8mm FRFH
7110523	КПС нг(А)-FRFH 2×0.75mm ² Unshielded Cable	1/0.96mmBC	2.2mm Silicone	5.7mm FRFH
7110524	КПС нг(А)-FRFH 2×1.0mm ² Unshielded Cable	1/1.13mmBC	2.4mm Silicone	6.1mm FRFH
7110525	КПС нг(А)-FRFH 2×1.5mm ² Unshielded Cable	1/1.38mmBC	2.7mm Silicone	6.7mm FRFH
7110526	КПС нг(А)-FRFH 2×2.5mm ² Unshielded Cable	1/1.78mmBC	3.3mm Silicone	8.3mm FRFH
7110527	КПС нг(А)-FRFH 4×0.22mm ² Unshielded Cable	1/0.5mmBC	1.4mm Silicone	4.5mm FRFH
7110528	КПС нг(А)-FRFH 4×0.5mm ² Unshielded Cable	1/0.78mmBC	1.8mm Silicone	5.6mm FRFH
7110529	КПС нг(А)-FRFH 4×0.75mm ² Unshielded Cable	1/0.96mmBC	2.2mm Silicone	6.6mm FRFH
7110530	КПС нг(А)-FRFH 4×1.0mm ² Unshielded Cable	1/1.13mmBC	2.4mm Silicone	7.1mm FRFH
7110531	КПС нг(А)-FRFH 4×1.5mm ² Unshielded Cable	1/1.38mmBC	2.7mm Silicone	7.8mm FRFH
7110532	КПС нг(А)-FRFH 4×2.5mm ² Unshielded Cable	1/1.78mmBC	3.3mm Silicone	13mm FRFH





FRLS & FRFH Shielded Cable 71105

Multi-Core, Solid BC, Silicon Rubber-Insulation, Collective Screen, LSZH-Sheath

FRLS & FRFH Shielded Cable



CONSTRUCTION

Conductors:

Plain annealed copper wire, Solid

Insulation:

Fire resistant silicone rubber

Shield:

Aluminum/ PETP tape over tinned copper drain wire

Outer Sheath:

FRLS or FRFH(PVC)

STANDARD REFERENCES

- **BS 7629-1:2008**

- BS EN 61034-2:2005

- BS EN 50267-2-1:1999

IDENTIFICATION OF CORES

2 cores: ●●
3 cores: ●●●
4 cores: ●●●●

CPR CLASSIFICATION

EN 50575:2016 - C_{CA} s1A, d0, a1

TEMPERATURE RANGE

Temperature Rating

-15°C to + 90°C

During Installation:

-5° C up to +50°C



POPULAR PACKAGING:

100M/Reel,200M/Reel,500M/Wooden Spool

ELECTRICAL DATA

Insulation Resistance @ 20°C:

> 200 MOhm*Km

Test Voltage Core-Core:

2000 V

Test Voltage Core-Screen:

2000 V

Mutual Capacitance:

< 150 nF/km

Inductance:

< 1 mH/km

Max. Operating Voltage

300/500 V

CHARACTERISTICS

Fire Resistant



Min. Bending Radius
8 x cable diameter



Low Smoke Halogen Free



FRLS Shielded Cable 71105

Multi-Core, Solid BC, Silicon Rubber-Insulation, Collective Screen, LSZH-Sheath

ZION CODE	NAME	CONDUCTOR NOM.DIA:	DIELECTRIC DIAMETER [MM]	OUTER DIAMETER [MM]
7110541	КПСЭ нг(A)-FRLS 2×0.22mm ² shielded Cable	1/0.5mmBC	1.4mm Silicone	4.1mm FRLS
7110542	КПСЭ нг(A)-FRLS 2×0.5mm ² shielded Cable	1/0.78mmBC	1.8mm Silicone	5.0mm FRLS
7110543	КПСЭ нг(A)-FRLS 2×0.75mm ² shielded Cable	1/0.96mmBC	2.2mm Silicone	5.9mm FRLS
7110544	КПСЭ нг(A)-FRLS 2×1.0mm ² shielded Cable	1/1.13mmBC	2.4mm Silicone	6.3mm FRLS
7110545	КПСЭ нг(A)-FRLS 2×1.5mm ² shielded Cable	1/1.38mmBC	2.7mm Silicone	6.9mm FRLS
7110546	КПСЭ нг(A)-FRLS 2×2.5mm ² shielded Cable	1/1.78mmBC	3.3mm Silicone	8.4mm FRLS
7110547	КПСЭ нг(A)-FRLS 4×0.22mm ² shielded Cable	1/0.5mmBC	1.4mm Silicone	4.8mm FRLS
7110548	КПСЭ нг(A)-FRLS 4×0.5mm ² shielded Cable	1/0.78mmBC	1.8mm Silicone	5.85mm FRLS
7110549	КПСЭ нг(A)-FRLS 4×0.75mm ² shielded Cable	1/0.96mmBC	2.2mm Silicone	6.85mm FRLS
7110550	КПСЭ нг(A)-FRLS 4×1.0mm ² shielded Cable	1/1.13mmBC	2.4mm Silicone	7.3mm FRLS
7110551	КПСЭ нг(A)-FRLS 4×1.5mm ² shielded Cable	1/1.38mmBC	2.7mm Silicone	8.0mm FRLS
7110552	КПСЭ нг(A)-FRLS 4×2.5mm ² shielded Cable	1/1.78mmBC	3.3mm Silicone	13.5mm FRLS
7110561	КПСЭ нг(A)-FRFH 2×0.22mm ² shielded Cable	1/0.5mmBC	1.4mm Silicone	4.1mm FRFH
7110562	КПСЭ нг(A)-FRFH 2×0.5mm ² shielded Cable	1/0.78mmBC	1.8mm Silicone	5.0mm FRFH
7110563	КПСЭ нг(A)-FRFH 2×0.75mm ² shielded Cable	1/0.96mmBC	2.2mm Silicone	5.9mm FRFH
7110564	КПСЭ нг(A)-FRFH 2×1.0mm ² shielded Cable	1/1.13mmBC	2.4mm Silicone	6.3mm FRFH
7110565	КПСЭ нг(A)-FRFH 2×1.5mm ² shielded Cable	1/1.38mmBC	2.7mm Silicone	6.9mm FRFH
7110566	КПСЭ нг(A)-FRFH 2×2.5mm ² shielded Cable	1/1.78mmBC	3.3mm Silicone	8.4mm FRFH
7110567	КПСЭ нг(A)-FRFH 4×0.22mm ² shielded Cable	1/0.5mmBC	1.4mm Silicone	4.8mm FRFH
7110568	КПСЭ нг(A)-FRFH 4×0.5mm ² shielded Cable	1/0.78mmBC	1.8mm Silicone	5.85mm FRFH
7110569	КПСЭ нг(A)-FRFH 4×0.75mm ² shielded Cable	1/0.96mmBC	2.2mm Silicone	6.85mm FRFH
7110570	КПСЭ нг(A)-FRFH 4×1.0mm ² shielded Cable	1/1.13mmBC	2.4mm Silicone	7.3mm FRFH
7110571	КПСЭ нг(A)-FRFH 4×1.5mm ² shielded Cable	1/1.38mmBC	2.7mm Silicone	8.0mm FRFH
7110572	КПСЭ нг(A)-FRFH 4×2.5mm ² shielded Cable	1/1.78mmBC	3.3mm Silicone	13.5mm FRFH





Communication

■ CONNECT US

www.zion-communication.com

TEL : +86 571 63804414
FAX : +86 571 63804424
Email: info@zion-communication.com
ADD : NO.68,HuaQiao ROAD, JinCheng Street,
LinAn,ZheJiang,China 311300