



# **Aerial Installation Optical Fiber Cable**

Good quality & Good service based on reasonable prices.

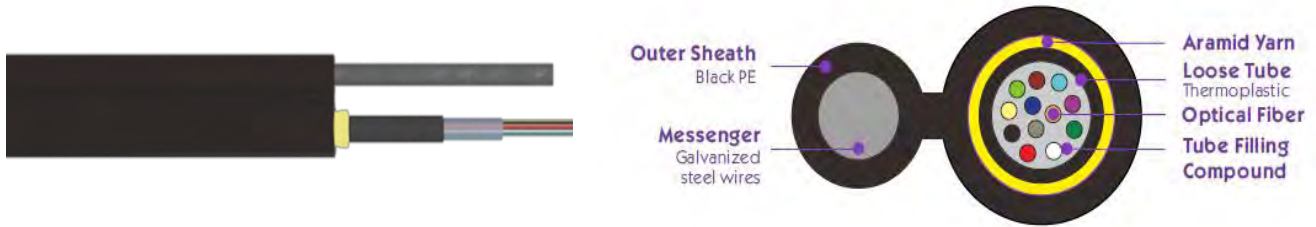
- + OEM customized production according to your requirements.
- + Standardized products and services according to our own brand.



# GYAXTC8Y

## Central Tube Aerial Installation Optical Fiber Cable

### Figure-8 Self-Supporting



### Application:

- Good mechanical and environmental Performances.
- Small size and light weight, easy for installation.
- Self-supporting aerial installation.

### Characteristics:

		G.652.D	G.655	50/125um	62.5/125um
Attenuation	@850nm	-	-	≤3.0 dB/km	≤3.0 dB/km
	@1300nm	-	-	≤1.0 dB/km	≤1.0 dB/km
	@1310nm	≤0.36 dB/km	≤0.40 dB/km	-	-
	@1550nm	≤0.22 dB/km	≤0.23 dB/km	-	-
Bandwidth	@850nm	-	-	≥500 MHz · km	≥200 MHz · km
	@1300nm	-	-	≥1000 MHz · km	≥600 MHz · km
Polarization mode dispersion	Individual fibre	≤0.20 ps/√km	≤0.20 ps/√km	-	-
	Design link value (M=20,Q=0.01%)	≤0.1 ps/√km	≤0.1 ps/√km	-	-



## Technical Data:

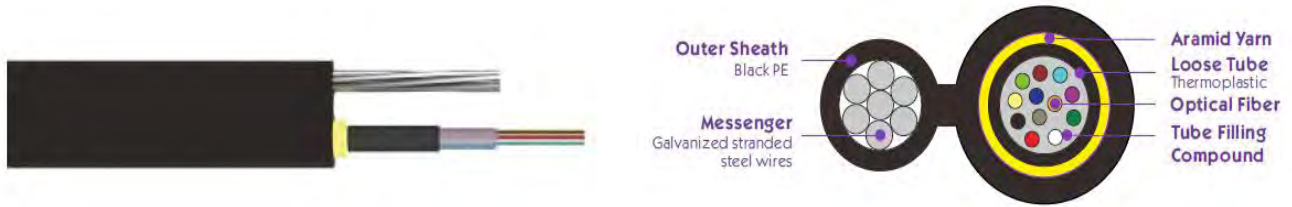
Item	Contents	Value					
		2	4	6	12	18	24
Loose Tube	Fiber Count	2	4	6	12	18	24
Loose Tube	Outer diameter (mm)	3.0	3.0	3.0	3.0	3.2	3.2
Steel Wire	Material	Galvanized steel wire					
	Diameter (mm)	1.5					
Sheath	Material	PE					
	Thickness (mm)	Nominal:1.0					
Cable diameter(mm)Approx.		5.4/*10.5mm	5.4/*10.5mm	5.4/*10.5mm	5.4/*10.5mm	5.6/*10.5mm	5.6/*10.5mm
Cable weight(kg/km)Approx.		46	46	46	46	48	48
Operating temperature range( °C )		-40~+70					
Tensile Strength Short/ Long Term(N)		1500/600					
Crush resistance short/long term (N/100mm)		1000/300					

The colour arrangement of fibre and tube is specified in the colour identification table.

Other structure and fibre count are also available according to customer requirements.



# GYAXTC8Y -Small Central Tube Aerial Installation Optical Fiber Cable Figure-8 Self-Supporting



## Application:

- Good mechanical and environmental Performances.
- Small size and light weight, easy for installation.
- Self-supporting aerial installation.

## Characteristics:

		G.652.D	G.655	50/125um	62.5/125um
Attenuation	@850nm	-	-	≤3.0 dB/km	≤3.0 dB/km
	@1300nm	-	-	≤1.0 dB/km	≤1.0 dB/km
	@1310nm	≤0.36 dB/km	≤0.40 dB/km	-	-
	@1550nm	≤0.22 dB/km	≤0.23 dB/km	-	-
Bandwidth	@850nm	-	-	≥500 MHz · km	≥200 MHz · km
	@1300nm	-	-	≥1000 MHz · km	≥600 MHz · km
Polarization mode dispersion	Individual fibre	≤0.20 ps/√km	≤0.20 ps/√km	-	-
	Design link value (M=20,Q=0.01%)	≤0.1 ps/√km	≤0.1 ps/√km	-	-



## Technical Data:

Item	Contents	Value					
		2	4	6	12	18	24
Loose Tube	Fiber Count	2	4	6	12	18	24
Loose Tube	Outer diameter (mm)	2.8	2.8	2.8	2.8	3.2	3.2
Steel Wire	Material	Galvanized steel wire					
	Diameter (mm)	7*0.8					
Sheath	Material	PE					
	Thickness (mm)	Nominal:0.8					
Cable diameter(mm)Approx.		4.4/*9.5mm	4.4/*9.5mm	4.4/*9.5mm	4.4/*9.5mm	4.6/*9.5mm	4.6/*9.5mm
Cable weight(kg/km)Approx.		66	66	66	66	68	68
Operating temperature range( °C )		-40~+70					
Tensile Strength Short/ Long Term(N)		1500/600					
Crush resistance short/long term (N/100mm)		1000/300					

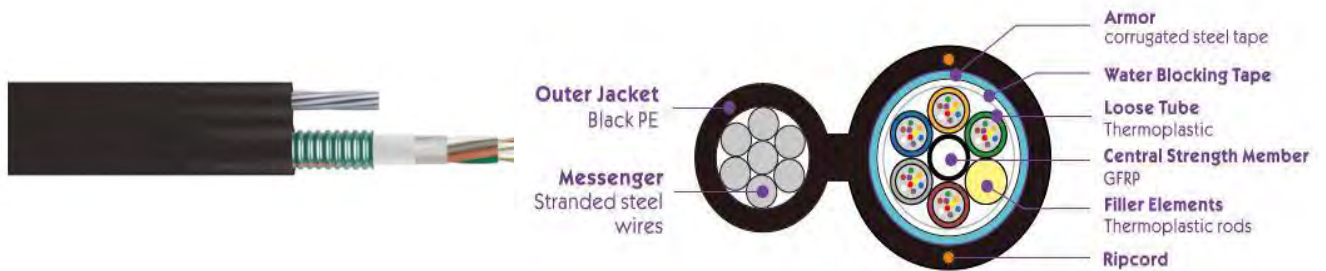
The colour arrangement of fibre and tube is specified in the colour identification table.

Other structure and fibre count are also available according to customer requirements.



# GYFC8S

## Light Amored Self-supporting Figure 8 Cable



### Application:

- High tensile resistance
- High crush resistance
- Self-supporting aerial installation
- Semi-dry core design, easy for installation and splice

### Characteristics:

		G.652.D	G.655	50/125um	62.5/125um
Attenuation	@850nm	-	-	≤3.0 dB/km	≤3.0 dB/km
	@1300nm	-	-	≤1.0 dB/km	≤1.0 dB/km
	@1310nm	≤0.36 dB/km	≤0.40 dB/km	-	-
	@1550nm	≤0.22 dB/km	≤0.23 dB/km	-	-
Bandwidth	@850nm	-	-	≥500 MHz · km	≥200 MHz · km
	@1300nm	-	-	≥1000 MHz · km	≥600 MHz · km
Polarization mode dispersion	Individual fibre	≤0.20 ps/√km	≤0.20 ps/√km	-	-
	Design link value (M=20,Q=0.01%)	≤0.1 ps/√km	≤0.1 ps/√km	-	-



## Technical Data:

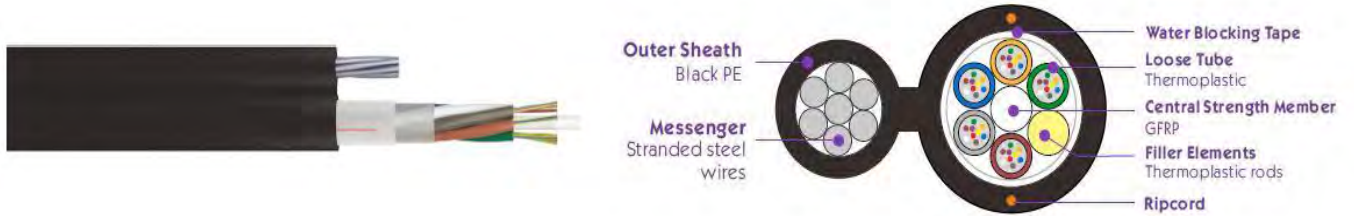
Item	Contents	Value				
		24	48	72	96	144
Loose Tube	Fiber Count	24	48	72	96	144
	No.of tubes*fibres per tube	4*6	4*12	6*12	8*12	12*12
	Outer diameter (mm)	1.9	2.4	2.4	2.4	2.4
Central Strength member	Material	FRP				
	Diameter (mm)	2.0	2.0	2.6	2.6	2.6
	Coated CSM diameter (mm)	-	-	-	4.2	7.4
Water Blocking material	Material	Water Blocking Tape & Yarn				
Inner Sheath	Thickness (mm)	Nominal:1.0				
Armor	Material	Corugated steel tape				
Messenger Wire	Structure and diameter (mm)	7*1.6				
Outer Sheath	Thickness (mm)	Nominal:1.8				
Cable diameter(mm)Approx.		11.1/*22.1mm	12.1/*23.1mm	12.6/*23.6mm	14.6/*25.6mm	17.6/*28.6mm
Cable weight(kg/km)Approx.		280	310	330	370	440
Operating temperature range( °C )		-40~+70				
Tensile Strength Short/ Long Term(N)		8000/2700				
Crush resistance short/long term (N/100mm)		2000/600				

The colour arrangement of fibre and tube is specified in the colour identification table.

Other structure and fibre count are also available according to customer requirements.



# GYFC8Y FRP CSM Aerial Installation Optical Fiber Cable Figure-8 Self-supporting



## Application:

- High tensile strength
- Self-supporting aerial installation
- Semi-dry core design, easy for installation and splice

## Characteristics:

		G.652.D	G.655	50/125um	62.5/125um
Attenuation	@850nm	-	-	≤3.0 dB/km	≤3.0 dB/km
	@1300nm	-	-	≤1.0 dB/km	≤1.0 dB/km
	@1310nm	≤0.36 dB/km	≤0.40 dB/km	-	-
	@1550nm	≤0.22 dB/km	≤0.23 dB/km	-	-
Bandwidth	@850nm	-	-	≥500 MHz · km	≥200 MHz · km
	@1300nm	-	-	≥1000 MHz · km	≥600 MHz · km
Polarization mode dispersion	Individual fibre	≤0.20 ps/√km	≤0.20 ps/√km	-	-
	Design link value (M=20, Q=0.01%)	≤0.1 ps/√km	≤0.1 ps/√km	-	-





## Technical Data:

Item	Contents	Value					
	Fiber Count	24	48	72	96	144	288
Loose Tube	No.of tubes*fibres per tube	4*6	4*12	6*12	8*12	12*12	24*12
	Outer diameter (mm)	1.9	2.4	2.4	2.4	2.4	2.4
Central Strength member	Material	FRP					
	Diameter (mm)	2.0	2.0	2.6	2.6	2.6	2.6
	Coated CSM diameter (mm)	-	-	-	4.2	7.4	4.8
Water Blocking material	Material	Water Blocking Tape					
Messenger Wire	Structure and diameter (mm)	7*1.6					
Sheath	Thickness (mm)	Nominal:1.8					
Cable diameter(mm)Approx.		10.0/*21.0mm	10.8/*21.8mm	11.6/*22.6mm	13.2/*24.2mm	16.4/*27.4mm	19.2/*30.2mm
Cable weight(kg/km)Approx.		200	245	265	290	340	425
Operating temperature range( °C)		-40~+70					
Tensile Strength Short/ Long Term(N)		8000/2700					
Crush resistance short/long term (N/100mm)		1000/300					

The colour arrangement of fibre and tube is specified in the colour identification table.

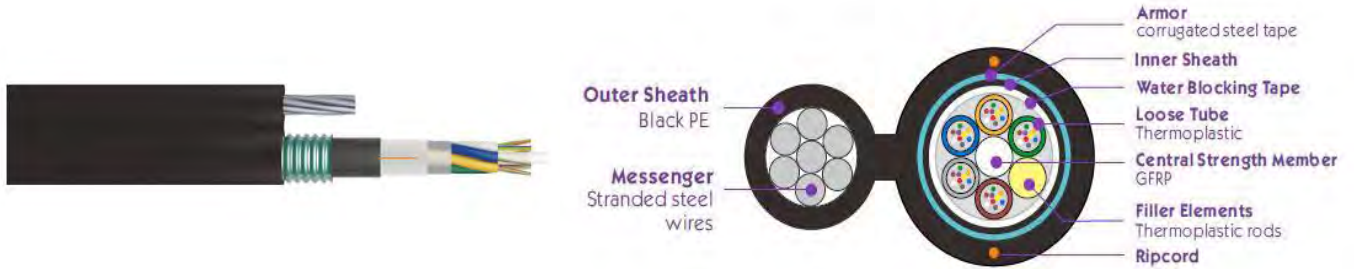
Other structure and fibre count are also available according to customer requirements.



# GYFC8Y53

## FRP CSM Double Sheath Aerial Installation Optical Fiber Cable

### Figure-8 Self-supporting



### Application:

- High tensile resistance High crush resistance
- Semi-dry core design, easy for installation and splice
- Self-supporting aerial installation

### Characteristics:

		G.652.D	G.655	50/125um	62.5/125um
Attenuation	@850nm	-	-	≤3.0 dB/km	≤3.0 dB/km
	@1300nm	-	-	≤1.0 dB/km	≤1.0 dB/km
	@1310nm	≤0.36 dB/km	≤0.40 dB/km	-	-
	@1550nm	≤0.22 dB/km	≤0.23 dB/km	-	-
Bandwidth	@850nm	-	-	≥500 MHz · km	≥200 MHz · km
	@1300nm	-	-	≥1000 MHz · km	≥600 MHz · km
Polarization mode dispersion	Individual fibre	≤0.20 ps/√km	≤0.20 ps/√km	-	-
	Design link value (M=20,Q=0.01%)	≤0.1 ps/√km	≤0.1 ps/√km	-	-



## Technical Data:

Item	Contents	Value				
		Fiber Count	24	48	72	96
Loose Tube	No.of tubes*fibres per tube	4*6	4*12	6*12	8*12	12*12
	Outer diameter (mm)	1.9	2.4	2.4	2.4	2.4
Central Strength member	Material	FRP				
	Diameter (mm)	2.0	2.0	2.6	2.6	2.6
	Coated CSM diameter (mm)	-	-	-	4.2	4.8
Water Blocking material	Material	Water Blocking Tape & Yarn				
Inner Sheath	Thickness (mm)	Nominal:1.0				
Armor	Material	Corugated steel tape				
Messenger Wire	Structure and diameter (mm)	7*1.6				
Outer Sheath	Thickness (mm)	Nominal:2.0				
Cable diameter(mm)Approx.		13.4/*24.4mm	15.0/*26.0mm	15.4/*26.4mm	16.8/*27.8mm	20.2/*31.2mm
Cable weight(kg/km)Approx.		270	320	350	390	420
Operating temperature range( °C )		-40~+70				
Tensile Strength Short/ Long Term(N)		8000/2700				
Crush resistance short/long term (N/100mm)		3000/900				

The colour arrangement of fibre and tube is specified in the colour identification table.

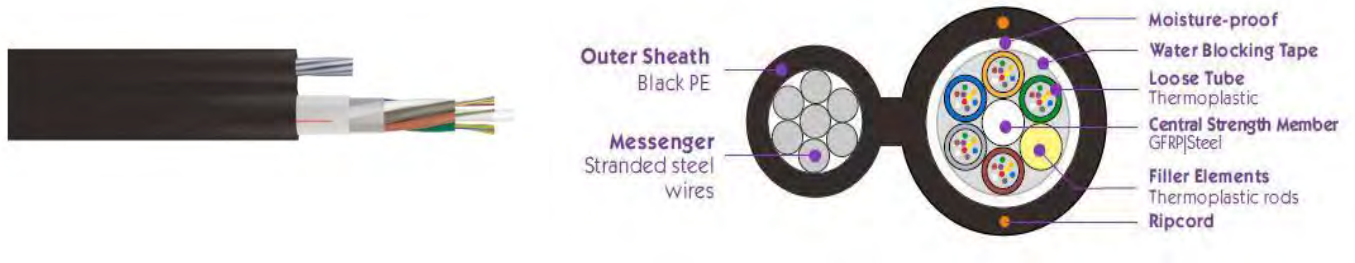
Other structure and fibre count are also available according to customer requirements.



# GYFTC8A | GYTC8A

## FRP CSM Aluminum Armored Aerial Installation

### Optical Fiber Cable Figure-8 Self-supporting



### Application:

- High tensile strength
- Self-supporting aerial installation

### Characteristics:

		G.652.D	G.655	50/125um	62.5/125um
Attenuation	@850nm	-	-	≤3.0 dB/km	≤3.0 dB/km
	@1300nm	-	-	≤1.0 dB/km	≤1.0 dB/km
	@1310nm	≤0.36 dB/km	≤0.40 dB/km	-	-
	@1550nm	≤0.22 dB/km	≤0.23 dB/km	-	-
Bandwidth	@850nm	-	-	≥500 MHz · km	≥200 MHz · km
	@1300nm	-	-	≥1000 MHz · km	≥600 MHz · km
Polarization mode dispersion	Individual fibre	≤0.20 ps/√km	≤0.20 ps/√km	-	-
	Design link value (M=20,Q=0.01%)	≤0.1 ps/√km	≤0.1 ps/√km	-	-



## Technical Data:

Item	Contents	Value					
		Fiber Count	24	48	72	96	144
Loose Tube	No.of tubes*fibres per tube	4*6	4*12	6*12	8*12	12*12	24*12
	Outer diameter (mm)	1.9	2.4	2.4	2.4	2.4	2.4
Central Strength member	Material	FRP Steel					
	Diameter (mm)	2.0	2.0	2.6	2.6	2.6	2.6
	Coated CSM diameter (mm)	-	-	-	4.2	7.4	4.8
Water Blocking material	Material	Cable filling compound					
Moisture-proof	Material	Laminated aluminum tape					
Messenger Wire	Structure and diameter (mm)	7*1.6					
Sheath	Thickness (mm)	Nominal:1.8					
Cable diameter(mm)Approx.		10.2/*21.2mm	10.6/*21.6mm	11.4/*22.4mm	13.6/*24.6mm	16.4/*27.4mm	19.5/*30.5mm
Cable weight(kg/km)Approx.		220±10	250±10	270±10	310±10	360±10	450±10
Operating temperature range( °C )		-40~+70					
Tensile Strength Short/ Long Term(N)		8000/2700					
Crush resistance short/long term (N/100mm)		1000/300					

The colour arrangement of fibre and tube is specified in the colour identification table.

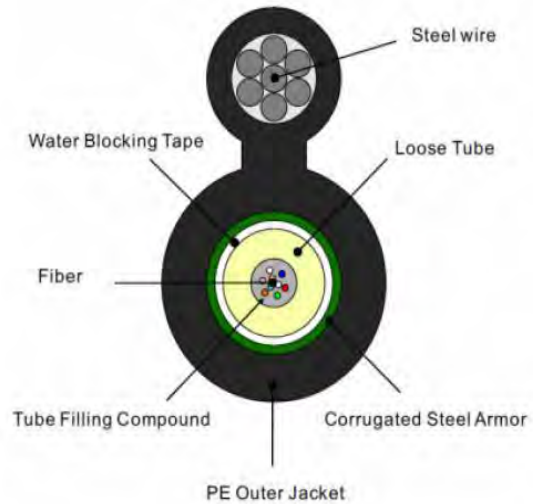
Other structure and fibre count are also available according to customer requirements.



# GYXTC8S

## PSP Armored Uni-tube Aerial Installation Optical Fiber Cable

### Figure-8 Self-supporting



#### Application:

- Good mechanical and environmental Performances.
- Small size and light weight, easy for installation.
- Self-supporting aerial installation.

#### Characteristics:

		G.652.D	G.655	50/125um	62.5/125um
Attenuation	@850nm	-	-	≤3.0 dB/km	≤3.0 dB/km
	@1300nm	-	-	≤1.0 dB/km	≤1.0 dB/km
	@1310nm	≤0.36 dB/km	≤0.40 dB/km	-	-
	@1550nm	≤0.22 dB/km	≤0.23 dB/km	-	-
Bandwidth	@850nm	-	-	≥500 MHz · km	≥200 MHz · km
	@1300nm	-	-	≥1000 MHz · km	≥600 MHz · km
Polarization mode dispersion	Individual fibre	≤0.20 ps/√km	≤0.20 ps/√km	-	-
	Design link value (M=20,Q=0.01%)	≤0.1 ps/√km	≤0.1 ps/√km	-	-



## Technical Data:

Item	Contents	Value					
		2	4	6	12	18	24
Loose Tube	Outer diameter (mm)	3.0	3.0	3.0	3.0	3.2	3.2
Steel Wire	Material	galvanized steel wire					
	Diameter (mm)	7*1.2					
Sheath	Thickness (mm)	Nominal:0.8					
Cable diameter(mm)Approx.		6.3*15.0mm					
Cable weight(kg/km)Approx.		125KG					
Operating temperature range(°C)		-40~+70					
Tensile Strength Term(N)		7000					
Crush resistance(N/100mm)		1500					

The colour arrangement of fibre and tube is specified in the colour identification table.

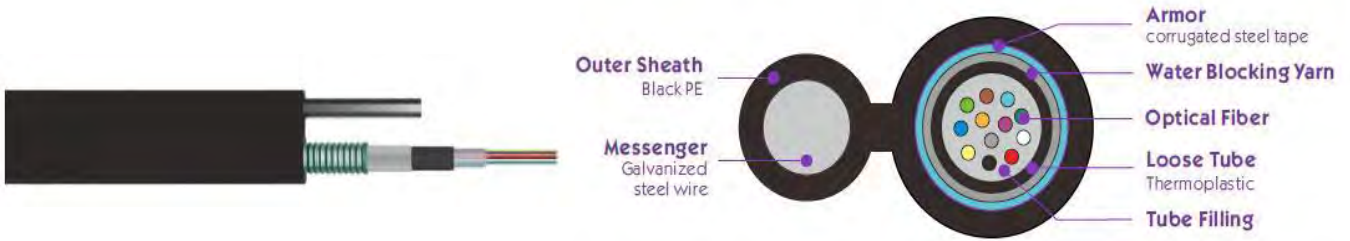
Other structure and fibre count are also available according to customer requirements.



# GYXTC8S-Small

## PSP Armored Uni-tube Aerial Installation Optical Fiber Cable

### Figure-8 Self-supporting



### Application:

- Good mechanical and environmental Performances.
- Small size and light weight, easy for installation.
- Self-supporting aerial installation.

### Characteristics:

		G.652.D	G.655	50/125um	62.5/125um
Attenuation	@850nm	-	-	≤3.0 dB/km	≤3.0 dB/km
	@1300nm	-	-	≤1.0 dB/km	≤1.0 dB/km
	@1310nm	≤0.36 dB/km	≤0.40 dB/km	-	-
	@1550nm	≤0.22 dB/km	≤0.23 dB/km	-	-
Bandwidth	@850nm	-	-	≥500 MHz · km	≥200 MHz · km
	@1300nm	-	-	≥1000 MHz · km	≥600 MHz · km
Polarization mode dispersion	Individual fibre	≤0.20 ps/√km	≤0.20 ps/√km	-	-
	Design link value (M=20,Q=0.01%)	≤0.1 ps/√km	≤0.1 ps/√km	-	-





## Technical Data:

Item	Contents	Value					
		2	4	6	12	18	24
Loose Tube	Outer diameter (mm)	3.0	3.0	3.0	3.0	3.2	3.2
Steel Wire	Material	galvanized steel wire					
	Diameter (mm)	1.6					
Sheath	Thickness (mm)	Nominal:0.8					
Cable diameter(mm)Approx.		7.0*13.0mm					
Cable weight(kg/km)Approx.		82					
Operating temperature range(°C)		-40~+70					
Tensile Strength Short/ Long Term(N)		500/600					
Crush resistance short/long term (N/100mm)		1000/300					

The colour arrangement of fibre and tube is specified in the colour identification table.

Other structure and fibre count are also available according to customer requirements.

 GLOBAL MARKET**China - Head office**

Email: [info@hello-signal.com](mailto:info@hello-signal.com)  
[info@zion-communication.com](mailto:info@zion-communication.com)

Mobile/WhatsApp: 0086 15715730101

ADD: Zion Industrial Park, Huaqiao Road,  
Jincheng, Lin'an, Zhejiang, China