



# Trunk cable/Hardline cable

Good quality & Good service based on reasonable prices.

- + OEM customized production according to your requirements.
- + Standardized products and services according to our own brand.



## Trunk Coax Cable PS 500M

### Construction Parameters:

Inner Conductor	0.109"/2.77mm/18AWG CCA
Dielectric	0.450"/11.43mm Foamed PE
Shield 1	0.5"/12.7mm Welding Smooth Aluminum Tube
Shield Thickness	0.024"/0.61mm
Jacket	0.570"/14.48mm PE
Jacket Thickness	0.030"/0.76mm
Messenger	0.109" /2.77mm Steel
Max.Breaking Strength of Messenger(kgf)	816
Application	For Use in Longer CATV Run Lengths

### Electrical Characteristics:

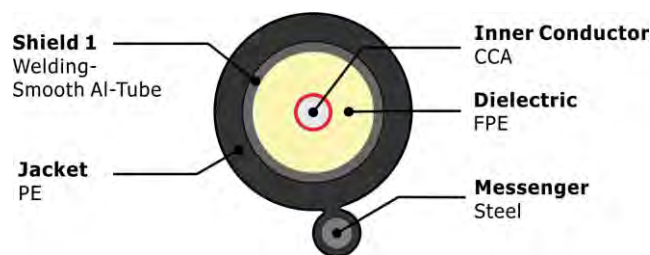
Inner Conductor Resistance	The Max. at 20 °C shall be < 4.43 Ω /km
Capacitance	50 ± 3 pF/m
Impedance	75 ± 2 Ω
Return loss	between 5 and 1000MHz: > 22dB
Velocity of Propagation	0.87
Sparker Test (VAC)	4



### Mechanical and Environmental Properties

Cable bend radius	10 times the cable diameter
Operating Temp Range	-20 °C to 60 °C
Cable diamensions	0.570"/14.48mm PE

### Cross Section



### Attenuation(20 °C):

Frequency (MHZ)	Nominal (dB/100m)	Max Attenuation (dB/100m)
5.00	0.52	0.52
55.00	1.71	1.77
83.00	2.10	2.17
211.00	3.48	3.58
250.00	3.77	3.94
300.00	4.13	4.30
350.00	4.46	4.69
400.00	4.82	5.02
450.00	5.12	5.35
500.00	5.41	5.67
550.00	5.74	5.97
600.00	6.00	6.27
750.00	6.69	7.09
865.00	7.22	7.68
1000.00	7.91	8.27



## Trunk Coax Cable PS 565M

### Construction Parameters:

Inner Conductor	0.129"/3.28mm/8AWG CCA
Dielectric	0.519"/13.2mm Foamed PE
Shield 1	0.565"/14.35mm Welding Smooth Aluminum Tube
Shield Thickness	0.023"/0.58mm
Jacket	0.625"/15.86mm PE
Jacket Thickness	0.030"/0.76mm
Messenger	0.109"/2.77mm
Max.Breaking Strength of Messenger(kgf)	816
Application	For Use in Longer CATV Run Lengths

### Electrical Characteristics:

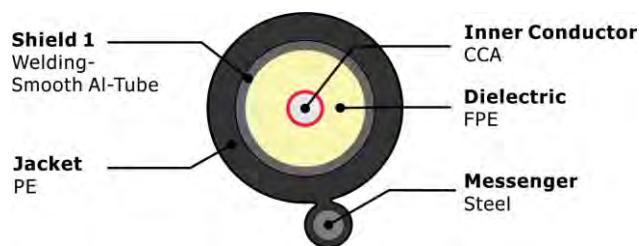
Inner Conductor Resistance	The Max. at 20 °C shall be < 3.15 Ω/km
Capacitance	50 ± 3 pF/m
Impedance	75 ± 2 Ω
Return loss	between 5 and 1000MHz: > 22dB
Velocity of Propagation	0.89
Sparker Test (VAC)	4



### Mechanical and Environmental Properties

Cable bend radius	10 times the cable diameter
Operating Temp Range	-20 °C to 60 °C
Cable diamensions	0.625"/15.86mm PE

### Cross Section



### Attenuation(20 °C):

Frequency (MHZ)	Nominal (dB/100m)	Max Attenuation (dB/100m)
5.00	0.43	0.46
55.00	1.51	1.54
83.00	1.84	1.90
211.00	2.99	3.12
250.00	3.25	3.38
300.00	3.58	3.71
350.00	3.87	4.04
400.00	4.17	4.33
450.00	4.43	4.59
500.00	4.69	4.89
550.00	4.92	5.12
600.00	5.18	5.38
750.00	5.84	6.07
865.00	6.33	6.56
1000.00	6.82	7.12



# Trunk Coax Cable PS 625M

## Construction Parameters:

Inner Conductor	0.137"/3.48mm/7AWG CCA
Dielectric	0.565"/14.35mm Foamed PE
Shield 1	0.625"/15.88mm Welding Smooth Aluminum Tube
Shield Thickness	0.030"/0.76mm
Jacket	0.685"/17.40mm PE
Jacket Thickness	0.030"/0.76mm
Messenger	0.109"/2.77mm
Max.Breaking Strength of Messenger(kgf)	816
Application	For Use in Longer CATV Run Lengths

## Electrical Characteristics:

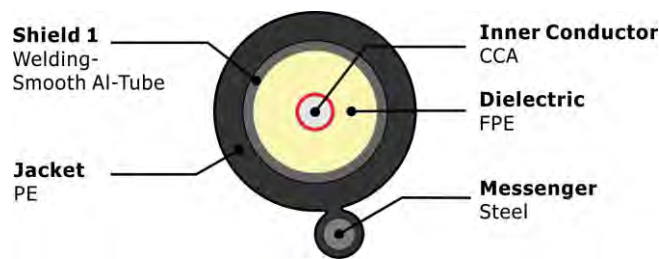
Inner Conductor Resistance	The Max. at 20 °C shall be <math>\leq 2.76 \Omega /km</math>
Capacitance	$50 \pm 3 \text{ pF/m}$
Impedance	$75 \pm 2 \Omega$
Return loss	between 5 and 1000MHz: $> 22\text{dB}$
Velocity of Propagation	0.87
Sparker Test (VAC)	4



## Mechanical and Environmental Properties

Cable bend radius	10 times the cable diameter
Operating Temp Range	-20 °C to 60 °C
Cable diamensions	0.685"/17.40mm PE

## Cross Section:



## Attenuation(20 °C):

Frequency (MHZ)	Nominal (dB/100m)	Max Attenuation (dB/100m)
5.00	0.39	0.43
55.00	1.38	1.48
83.00	1.67	1.84
211.00	2.79	3.02
250.00	3.02	3.28
300.00	3.35	3.54
350.00	3.58	3.87
400.00	3.87	4.17
450.00	4.13	4.43
500.00	4.33	4.69
550.00	4.63	4.92
600.00	4.86	5.18
750.00	5.45	5.84
865.00	5.81	6.33
1000.00	6.40	6.79



# Trunk Coax Cable PS 700M

## Construction Parameters:

Inner Conductor	0.163" /4.14mm/ 6AWG CCA
Dielectric	0.653"/16.59mm Foamed PE
Shield 1	0.703"/17.86mm Welding Smooth Aluminum Tube
Shield Thickness	0.025" /0.63mm
Jacket	0.765" /19.43mm PE
Jacket Thickness	0.030"/0.76mm
Messenger	7× (0.066"/1.67mm)
Max.Breaking Strength of Messenger(kgf)	1769
Application	For Use in Longer CATV Run Lengths

## Electrical Characteristics:

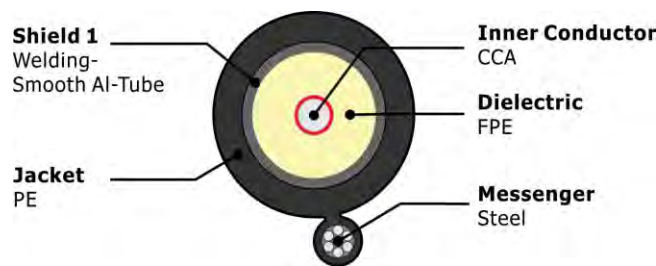
Inner Conductor Resistance	The Max. at 20 °C shall be <1.93 Ω/km
Capacitance	50 ± 3 pF/m
Impedance	75 ± 2 Ω
Return loss	between 5 and 1000MHz: > 22dB
Velocity of Propagation	0.89
Sparker Test (VAC)	4



## Mechanical and Environmental Properties :

Cable bend radius	10 times the cable diameter
Operating Temp Range	-20 °C to 60 °C
Cable diamensions	0.765" /19.43mm PE

## Cross Section :



## Attenuation(20 °C):

Frequency (MHZ)	Nominal (dB/100m)	Max Attenuation (dB/100m)
5.00	0.36	0.36
55.00	1.15	1.18
83.00	1.44	1.48
211.00	2.36	2.40
250.00	2.59	2.66
300.00	2.85	2.95
350.00	3.12	3.22
400.00	3.35	3.45
450.00	3.54	3.67
500.00	3.77	3.90
550.00	3.97	4.10
600.00	4.17	4.30
750.00	4.72	4.89
865.00	5.15	5.32
1000.00	5.54	5.74



# Trunk Coax Cable PS 750M

## Construction Parameters:

Inner Conductor	0.167" /4.24mm/ 6AWG CCA
Dielectric	0.681"/17.32mm Foamed PE
Shield 1	0.75"/19.05mm Welding Smooth Aluminum Tube
Shield Thickness	0.034" /0.86mm
Jacket	0.820" /20.83mm PE
Jacket Thickness	0.030"/0.76mm
Messenger	7× (0.066"/1.67mm )
Max.Breaking Strength of Messenger(kgf)	3016
Application	For Use in Longer CATV Run Lengths

## Electrical Characteristics:

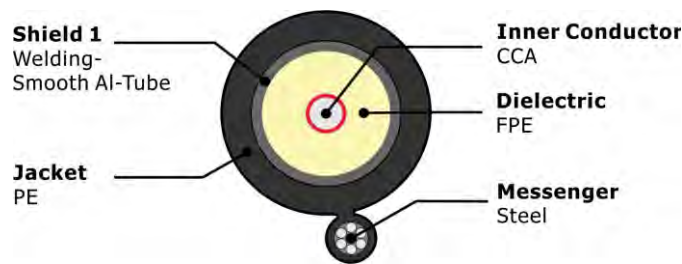
Inner Conductor Resistance	The Max. at 20 °C shall be <1.87 Ω/km
Capacitance	50 ± 3 pF/m
Impedance	75 ± 2 Ω
Return loss	between 5 and 1000MHz: > 22dB
Velocity of Propagation	0.87
Sparker Test (VAC)	4



## Mechanical and Environmental Properties

Cable bend radius	10 times the cable diameter
Operating Temp Range	-20 °C to 60 °C
Cable diamensions	0.820" /20.83mm PE

## Cross Section



## Attenuation(20 °C):

Frequency (MHZ)	Nominal (dB/100m)	Max Attenuation (dB/100m)
5.00	0.33	0.36
55.00	1.15	1.21
83.00	1.38	1.51
211.00	2.33	2.43
250.00	2.53	2.66
300.00	2.79	2.92
350.00	2.99	3.18
400.00	3.25	3.44
450.00	3.48	3.67
500.00	3.64	3.87
550.00	3.90	4.07
600.00	4.04	4.30
750.00	4.53	4.86
865.00	4.89	5.28
1000.00	5.32	5.71



## Trunk Coax Cable PS 500

### Construction Parameters:

Inner Conductor	0.109"/2.77mm/12AWG CCA
Dielectric	0.450"/11.43mm Foamed PE
Shield 1	0.5"/12.7mm Welding Smooth Aluminum Tube
Shield Thickness	0.024"/0.61mm
Jacket	0.570"/14.48mm PE
Jacket Thickness	0.030"/0.76mm
Application	For Use in Longer CATV Run Lengths

### Electrical Characteristics:

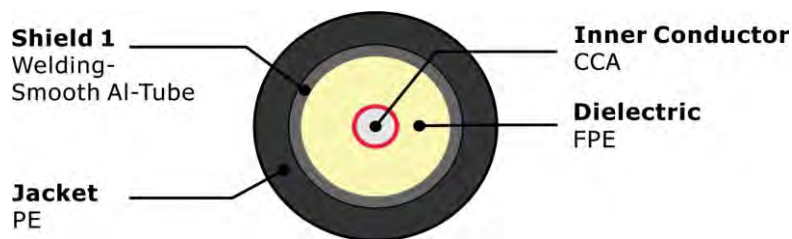
Inner Conductor Resistance	The Max. at 20 °C shall be < 4.43 Ω /km
Capacitance	50 ± 3 pF/m
Impedance	75 ± 2 Ω
Return loss	between 5 and 1000MHz: > 22dB
Velocity of Propagation	0.87
Sparker Test (VAC)	4



### Mechanical and Environmental Properties:

Cable bend radius	10 times the cable diameter
Operating Temp Range	-20 °C to 60 °C
Cable dimensions	0.570"/14.48mm PE

### Cross Section:



### Attenuation(20 °C):

Frequency (MHz)	Nominal (dB/100m)	Max Attenuation (dB/100m)
5.00	0.52	0.52
55.00	1.71	1.77
83.00	2.10	2.17
211.00	3.48	3.58
250.00	3.77	3.94
300.00	4.13	4.30
350.00	4.46	4.69
400.00	4.82	5.02
450.00	5.12	5.35
500.00	5.41	5.67
550.00	5.74	5.97
600.00	6.00	6.27
750.00	6.69	7.09
865.00	7.22	7.68
1000.00	7.91	8.27



## Trunk Coax Cable PS 565

### Construction Parameters:

Inner Conductor	0.129"/3.28mm/8AWG CCA
Dielectric	0.519"/13.2mm Foamed PE
Shield 1	0.565"/14.35mm Welding Smooth Aluminum Tube
Shield Thickness	0.023"/0.58mm
Jacket	0.625"/15.86mm PE
Jacket Thickness	0.030"/0.76mm
Application	For Use in Longer CATV Run Lengths

### Electrical Characteristics:

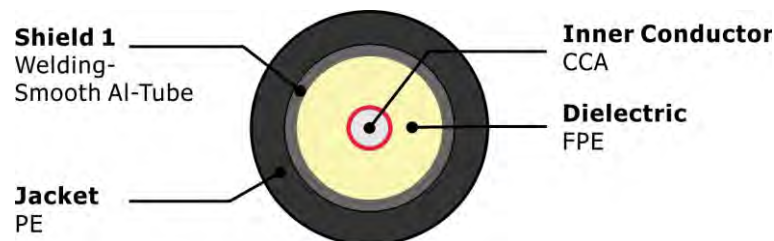
Inner Conductor Resistance	The Max. at 20 °C shall be < 3.15 Ω /km
Capacitance	50 ± 3 pF/m
Impedance	75 ± 2 Ω
Return loss	between 5 and 1000MHz: > 22dB
Velocity of Propagation	0.89
Sparker Test (VAC)	4



### Mechanical and Environmental Properties:

Cable bend radius	10 times the cable diameter
Operating Temp Range	-20 °C to 60 °C
Cable diamensions	0.625"/15.86mm PE

### Cross Section:



### Attenuation(20 °C):

Frequency (MHZ)	Nominal (dB/100m)	Max Attenuation (dB/100m)
5.00	0.43	0.46
55.00	1.51	1.54
83.00	1.84	1.90
211.00	2.99	3.12
250.00	3.25	3.38
300.00	3.58	3.71
350.00	3.87	4.04
400.00	4.17	4.33
450.00	4.43	4.59
500.00	4.69	4.89
550.00	4.92	5.12
600.00	5.18	5.38
750.00	5.84	6.07
865.00	6.33	6.56
1000.00	6.82	7.12





# Trunk Coax Cable PS 625

## Construction Parameters:

Inner Conductor	0.137"/3.48mm/7AWG CCA
Dielectric	0.565"/14.35mm Foamed PE
Shield 1	0.625"/15.88mm Welding Smooth Aluminum Tube
Shield Thickness	0.030"/0.76mm
Jacket	0.685"/17.40mm PE
Jacket Thickness	0.030"/0.76mm
Application	For Use in Longer CATV Run Lengths

## Electrical Characteristics:

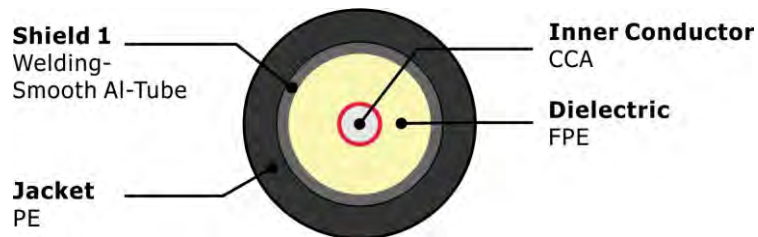
Inner Conductor Resistance	The Max. at 20 °C shall be <math>\leq 2.76 \Omega / km</math>
Capacitance	50 ± 3 pF/m
Impedance	75 ± 2 Ω
Return loss	between 5 and 1000MHz: > 22dB
Velocity of Propagation	0.87
Sparker Test (VAC)	4



## Mechanical and Environmental Properties:

Cable bend radius	10 times the cable diameter
Operating Temp Range	-20 °C to 60 °C
Cable diamensions	0.685"/17.40mm PE

## Cross Section:



## Attenuation(20 °C):

Frequency (MHZ)	Nominal (dB/100m)	Max Attenuation (dB/100m)
5.00	0.39	0.43
55.00	1.38	1.48
83.00	1.67	1.84
211.00	2.79	3.02
250.00	3.02	3.28
300.00	3.35	3.54
350.00	3.58	3.87
400.00	3.87	4.17
450.00	4.13	4.43
500.00	4.33	4.69
550.00	4.63	4.92
600.00	4.86	5.18
750.00	5.45	5.84
865.00	5.81	6.33
1000.00	6.40	6.79



## Trunk Coax Cable PS 700

### Construction Parameters:

Inner Conductor	0.163" /4.14mm/ 6AWG CCA
Dielectric	0.653"/16.59mm Foamed PE
Shield 1	0.703"/17.86mm Welding Smooth Aluminum Tube
Shield Thickness	0.025" /0.63mm
Jacket	0.765" /19.43mm PE
Jacket Thickness	0.030"/0.76mm
Application	For Use in Longer CATV Run Lengths

### Electrical Characteristics:

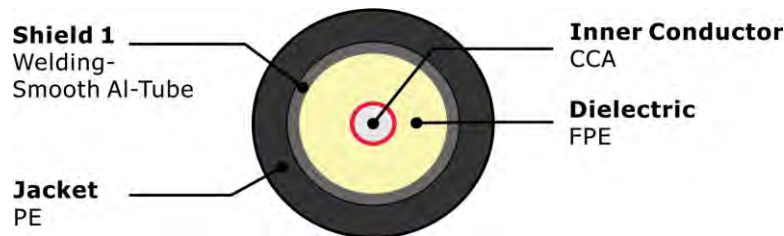
Inner Conductor Resistance	The Max. at 20 °C shall be <math><1.93 \Omega/\text{km}</math>
Capacitance	50 ± 3 pF/m
Impedance	75 ± 2 $\Omega$
Return loss	between 5 and 1000MHz: > 22dB
Velocity of Propagation	0.89
Sparker Test (VAC)	4



### Mechanical and Environmental Properties:

Cable bend radius	10 times the cable diameter
Operating Temp Range	-20 °C to 60 °C
Cable diamensions	0.765" /19.43mm PE

### Cross Section:



### Attenuation(20 °C):

Frequency (MHZ)	Nominal (dB/100m)	Max Attenuation (dB/100m)
5.00	0.36	0.36
55.00	1.15	1.18
83.00	1.44	1.48
211.00	2.36	2.40
250.00	2.59	2.66
300.00	2.85	2.95
350.00	3.12	3.22
400.00	3.35	3.45
450.00	3.54	3.67
500.00	3.77	3.90
550.00	3.97	4.10
600.00	4.17	4.30
750.00	4.72	4.89
865.00	5.15	5.32
1000.00	5.54	5.74



# Trunk Coax Cable PS 750

## Construction Parameters:

Inner Conductor	0.167" /4.24mm/ 6AWG CCA
Dielectric	0.681"/17.32mm Foamed PE
Shield 1	0.75"/19.05mm Welding Smooth Aluminum Tube
Shield Thickness	0.034" /0.86mm
Jacket	0.820" /20.83mm PE
Jacket Thickness	0.030"/0.76mm
Application	For Use in Longer CATV Run Lengths

## Electrical Characteristics:

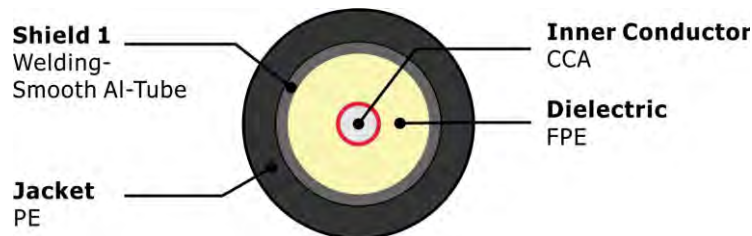
Inner Conductor Resistance	The Max. at 20 °C shall be <1.87 Ω/km
Capacitance	50 ± 3 pF/m
Impedance	75 ± 2 Ω
Return loss	between 5 and 1000MHz: > 22dB
Velocity of Propagation	0.87
Sparker Test (VAC)	4



## Mechanical and Environmental Properties :

Cable bend radius	10 times the cable diameter
Operating Temp Range	-20 °C to 60 °C
Cable diamensions	0.820" /20.83mm PE

## Cross Section :



## Attenuation(20 °C):

Frequency (MHZ)	Nominal (dB/100m)	Max Attenuation (dB/100m)
5.00	0.33	0.36
55.00	1.15	1.21
83.00	1.38	1.51
211.00	2.33	2.43
250.00	2.53	2.66
300.00	2.79	2.92
350.00	2.99	3.18
400.00	3.25	3.44
450.00	3.48	3.67
500.00	3.64	3.87
550.00	3.90	4.07
600.00	4.04	4.30
750.00	4.53	4.86
865.00	4.89	5.28
1000.00	5.32	5.71



## Trunk Coax Cable QR 320M

### Construction Parameters:

Inner Conductor	0.07" /1.80mm/ 13 AWG CCA
Dielectric	0.294"/7.47mm Foamed PE
Shield 1	0.32"/8.13mm Soldering Aluminum Tube
Shield Thickness	0.013" /0.34mm
Jacket	0.395" /10.03mm PE
Jacket Thickness	0.030"/0.76mm
Messenger	0.083"/2.11mm
Max.Breaking Strength of Messenger(kgf)	816/453
Application	For Use in Longer CATV Run Lengths

### Electrical Characteristics:

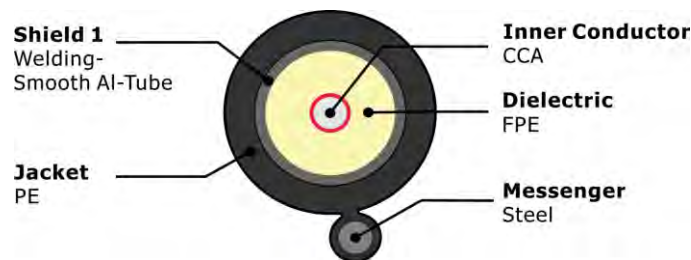
Inner Conductor Resistance	The Max. at 20°C shall be <10.76 Ω /km
Capacitance	50 ± 3 pF/m
Impedance	75 ± 2 Ω
Return loss	between 5 and 1000MHz: > 22dB
Velocity of Propagation	0.87
Sparker Test (VAC)	4



### Mechanical and Environmental Properties :

Cable bend radius	10 times the cable diameter
Operating Temp Range	-20 °C to 60 °C
Cable dimensions	0.395" /10.03mm PE

### Cross Section :



### Attenuation(20 °C):

Frequency (MHZ)	Nominal (dB/100m)	Max Attenuation (dB/100m)
5.00	0.33	0.36
55.00	1.15	1.21
83.00	1.38	1.51
211.00	2.33	2.43
250.00	2.53	2.66
300.00	2.79	2.92
350.00	2.99	3.18
400.00	3.25	3.44
450.00	3.48	3.67
500.00	3.64	3.87
550.00	3.90	4.07
600.00	4.04	4.30
750.00	4.53	4.86
865.00	4.89	5.28
1000.00	5.32	5.71



## Trunk Coax Cable QR 540M

### Construction Parameters:

Inner Conductor	0.124" /3.15mm / 9 AWG CCA
Dielectric	0.513"/13.05mm Foamed PE
Shield 1	0.54"/13.72mm Soldering Aluminum Tube
Shield Thickness	0.0135" /0.343mm
Jacket	0.610"/15.49mm PE
Jacket Thickness	0.030"/0.76mm
Messenger	0.109"/2.77mm
Max.Breaking Strength of Messenger(kgf)	816
Application	For Use in Longer CATV Run Lengths

### Electrical Characteristics:

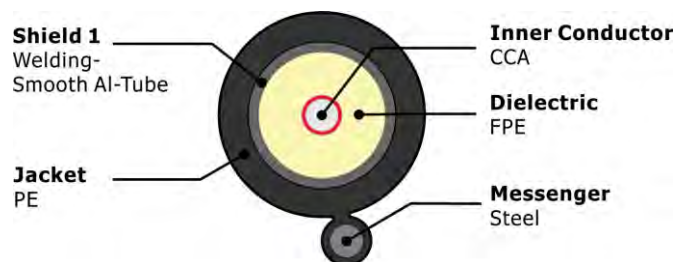
Inner Conductor Resistance	The Max. at 20 °C shall be <3.34 Ω /km
Capacitance	50 ± 3 pF/m
Impedance	75 ± 2 Ω
Return loss	between 5 and 1000MHz: > 22dB
Velocity of Propagation	0.88
Sparker Test (VAC)	4



### Mechanical and Environmental Properties :

Cable bend radius	10 times the cable diameter
Operating Temp Range	-20 °C to 60 °C
Cable diamensions	0.610"/15.49mm PE

### Cross Section :



### Attenuation(20 °C):

Frequency (MHZ)	Nominal (dB/100m)	Max Attenuation (dB/100m)
5.00	0.43	0.46
55.00	1.48	1.56
83.00	1.80	1.90
211.00	2.99	3.12
250.00	3.25	3.38
300.00	3.54	3.71
350.00	3.84	4.04
400.00	4.13	4.33
450.00	4.43	4.59
500.00	4.63	4.89
550.00	4.95	5.12
600.00	5.22	5.38
750.00	5.91	6.07
865.00	6.23	6.56
1000.00	6.89	7.12



## Trunk Coax Cable QR 715M

### Construction Parameters:

Inner Conductor	0.166" /4.22mm/ 6 AWG CCA
Dielectric	0.685"/17.42mm Foamed PE
Shield 1	0.715"/18.16mm Soldering Aluminum Tube
Shield Thickness	0.0145" /0.37mm
Jacket	0.785" /19.94mm PE
Jacket Thickness	0.030"/0.76mm
Messenger	7x (0.066"/1.67mm)
Max.Breaking Strength of Messenger(kgf)	1769
Application	For Use in Longer CATV Run Lengths

### Electrical Characteristics:

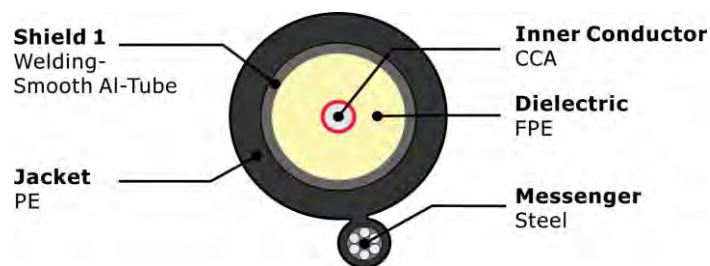
Inner Conductor Resistance	The Max. at 20 °C shall be <1.9 Ω/km
Capacitance	50 ± 3 pF/m
Impedance	75 ± 2 Ω
Return loss	between 5 and 1000MHz: > 22dB
Velocity of Propagation	0.88
Sparker Test (VAC)	4



### Mechanical and Environmental Properties:

Cable bend radius	10 times the cable diameter
Operating Temp Range	-20 °C to 60 °C
Cable diamensions	0.785" /19.94mm PE

### Cross Section:



### Attenuation(20 °C):

Frequency (MHZ)	Nominal (dB/100m)	Max Attenuation (dB/100m)
5.00	0.30	0.36
55.00	1.15	1.21
83.00	1.41	1.48
211.00	2.33	2.43
250.00	2.53	2.66
300.00	2.73	2.92
350.00	2.99	3.18
400.00	3.22	3.44
450.00	3.41	3.67
500.00	3.61	3.90
550.00	3.87	4.10
600.00	4.01	4.30
750.00	4.46	4.89
865.00	4.86	5.31
1000.00	5.22	5.74



## Trunk Coax Cable QR 320

### Construction Parameters:

Inner Conductor	0.07" /1.80mm/ 13 AWG CCA
Dielectric	0.294"/7.47mm Foamed PE
Shield 1	0.32"/8.13mm Soldering Aluminum Tube
Shield Thickness	0.013" /0.34mm
Jacket	0.395" /10.03mm PE
Jacket Thickness	0.030"/0.76mm
Application	For Use in Longer CATV Run Lengths

### Electrical Characteristics:

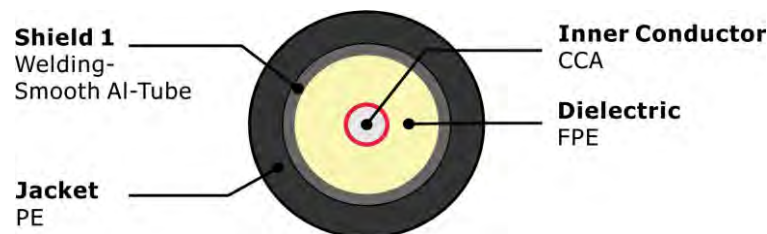
Inner Conductor Resistance	The Max. at 20 °C shall be <10.76 Ω /km
Capacitance	50 ± 3 pF/m
Impedance	75 ± 2 Ω
Return loss	between 5 and 1000MHz: > 22dB
Velocity of Propagation	0.87
Sparker Test (VAC)	4



### Mechanical and Environmental Properties :

Cable bend radius	10 times the cable diameter
Operating Temp Range	-20 °C to 60 °C
Cable diamensions	0.395" /10.03mm PE

### Cross Section :



### Attenuation(20 °C):

Frequency (MHZ)	Nominal (dB/100m)	Max Attenuation (dB/100m)
5.00	0.33	0.36
55.00	1.15	1.21
83.00	1.38	1.51
211.00	2.33	2.43
250.00	2.53	2.66
300.00	2.79	2.92
350.00	2.99	3.18
400.00	3.25	3.44
450.00	3.48	3.67
500.00	3.64	3.87
550.00	3.90	4.07
600.00	4.04	4.30
750.00	4.53	4.86
865.00	4.89	5.28
1000.00	5.32	5.71



## Trunk Coax Cable QR 860M

### Construction Parameters:

Inner Conductor	0.203" /5.16mm / 4 AWG CCA
Dielectric	0.828" /21.03mm Foamed PE
Shield 1	0.860" /21.84mm Soldering Aluminum Tube
Shield Thickness	0.016" /0.41mm
Jacket	0.960" /24.38mm PE
Jacket Thickness	0.045" /1.14mm
Messenger	0.188" /4.78mm Steel
Max.Breaking Strength of Messenger(kgf)	1769
Application	For Use in Longer CATV Run Lengths

### Electrical Characteristics:

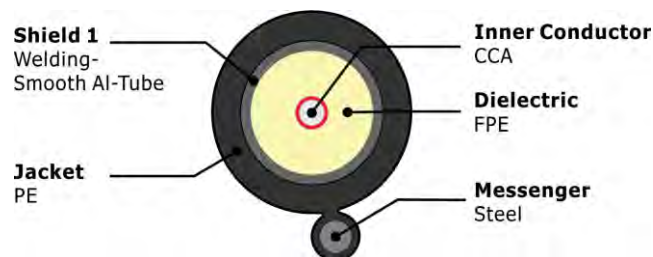
Inner Conductor Resistance	The Max. at 20 °C shall be <1.33 Ω /km
Capacitance	50 ± 3 pF/m
Impedance	75 ± 2 Ω
Return loss	between 5 and 1000MHz: > 22dB
Velocity of Propagation	0.88
Sparker Test (VAC)	4



### Mechanical and Environmental Properties

Cable bend radius	10 times the cable diameter
Operating Temp Range	-20 °C to 60 °C
Cable dimensions	0.960" /24.38mm PE

### Cross Section



### Attenuation(20 °C):

Frequency (MHZ)	Nominal (dB/100m)	Max Attenuation (dB/100m)
5.00	0.26	0.30
55.00	0.95	1.05
83.00	1.15	1.31
211.00	1.94	2.10
250.00	2.10	2.30
300.00	2.33	2.49
350.00	2.49	2.72
400.00	2.72	2.89
450.00	2.89	3.12
500.00	3.05	3.28
550.00	3.25	3.48
600.00	3.41	3.61
750.00	3.84	4.07
865.00	4.10	4.36
1000.00	4.53	4.72





# Trunk Coax Cable QR 540

## Construction Parameters:

Inner Conductor	0.124" /3.15mm / 9 AWG CCA
Dielectric	0.513"/13.05mm Foamed PE
Shield 1	0.54"/13.72mm Soldering Aluminum Tube
Shield Thickness	0.0135" /0.343mm
Jacket	0.610"/15.49mm PE
Jacket Thickness	0.030"/0.76mm
Application	For Use in Longer CATV Run Lengths

## Electrical Characteristics:

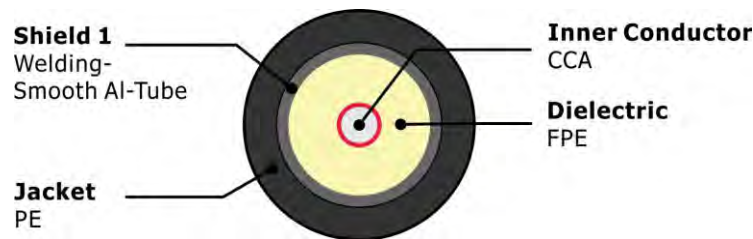
Inner Conductor Resistance	The Max. at 20 °C shall be <3.34 Ω /km
Capacitance	50 ± 3 pF/m
Impedance	75 ± 2 Ω
Return loss	between 5 and 1000MHz: > 22dB
Velocity of Propagation	0.88
Sparker Test (VAC)	4



## Mechanical and Environmental Properties :

Cable bend radius	10 times the cable diameter
Operating Temp Range	-20 °C to 60 °C
Cable diamensions	0.610"/15.49mm PE

## Cross Section :



## Attenuation(20 °C):

Frequency (MHZ)	Nominal (dB/100m)	Max Attenuation (dB/100m)
5.00	0.43	0.46
55.00	1.48	1.56
83.00	1.80	1.90
211.00	2.99	3.12
250.00	3.25	3.38
300.00	3.54	3.71
350.00	3.84	4.04
400.00	4.13	4.33
450.00	4.43	4.59
500.00	4.63	4.89
550.00	4.95	5.12
600.00	5.22	5.38
750.00	5.91	6.07
865.00	6.23	6.56
1000.00	6.89	7.12



# Trunk Coax Cable QR 715

## Construction Parameters:

Inner Conductor	0.166" /4.22mm/ 6 AWG CCA
Dielectric	0.685"/17.42mm Foamed PE
Shield 1	0.715"/18.16mm Soldering Aluminum Tube
Shield Thickness	0.0145" /0.37mm
Jacket	0.785" /19.94mm PE
Jacket Thickness	0.030"/0.76mm
Application	For Use in Longer CATV Run Lengths

## Electrical Characteristics:

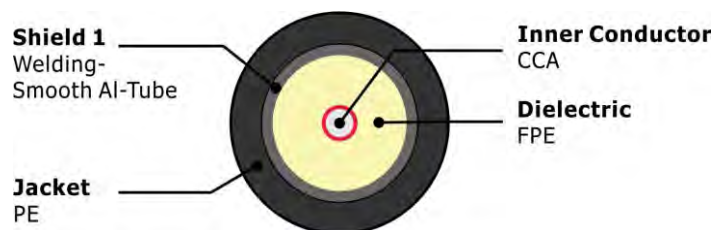
Inner Conductor Resistance	The Max. at 20 °C shall be <1.9 Ω /km
Capacitance	50 ± 3 pF/m
Impedance	75 ± 2 Ω
Return loss	between 5 and 1000MHz: > 22dB
Velocity of Propagation	0.88
Sparker Test (VAC)	4



## Mechanical and Environmental Properties :

Cable bend radius	10 times the cable diameter
Operating Temp Range	-20 °C to 60 °C
Cable diamensions	0.785" /19.94mm PE

## Cross Section :



## Attenuation(20 °C):

Frequency (MHZ)	Nominal (dB/100m)	Max Attenuation (dB/100m)
5.00	0.30	0.36
55.00	1.15	1.21
83.00	1.41	1.48
211.00	2.33	2.43
250.00	2.53	2.66
300.00	2.73	2.92
350.00	2.99	3.18
400.00	3.22	3.44
450.00	3.41	3.67
500.00	3.61	3.90
550.00	3.87	4.10
600.00	4.01	4.30
750.00	4.46	4.89
865.00	4.86	5.31
1000.00	5.22	5.74



## Trunk Coax Cable QR 860

### Construction Parameters:

Inner Conductor	0.203" /5.16mm / 4 AWG CCA
Dielectric	0.828" /21.03mm Foamed PE
Shield 1	0.860" /21.84mm Soldering Aluminum Tube
Shield Thickness	0.016" /0.41mm
Jacket	0.960" /24.38mm PE
Jacket Thickness	0.045" /1.14mm
Application	For Use in Longer CATV Run Lengths

### Electrical Characteristics:

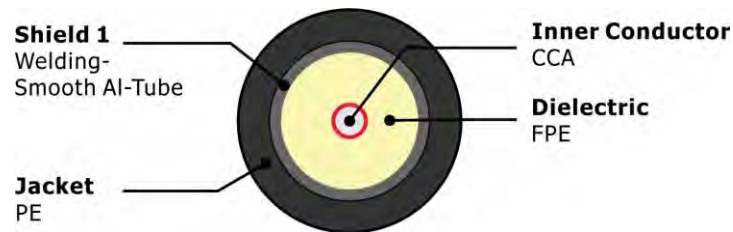
Inner Conductor Resistance	The Max. at 20 °C shall be <1.33 Ω /km
Capacitance	50 ± 3 pF/m
Impedance	75 ± 2 Ω
Return loss	between 5 and 1000MHz: > 22dB
Velocity of Propagation	0.88
Sparker Test (VAC)	4



### Mechanical and Environmental Properties :

Cable bend radius	10 times the cable diameter
Operating Temp Range	-20 °C to 60 °C
Cable diamensions	0.960" /24.38mm PE

### Cross Section :



### Attenuation(20 °C):

Frequency (MHZ)	Nominal (dB/100m)	Max Attenuation (dB/100m)
5.00	0.26	0.30
55.00	0.95	1.05
83.00	1.15	1.31
211.00	1.94	2.10
250.00	2.10	2.30
300.00	2.33	2.49
350.00	2.49	2.72
400.00	2.72	2.89
450.00	2.89	3.12
500.00	3.05	3.28
550.00	3.25	3.48
600.00	3.41	3.61
750.00	3.84	4.07
865.00	4.10	4.36
1000.00	4.53	4.72

 GLOBAL MARKET

## ■ China - Head office

Email: [info@hello-signal.com](mailto:info@hello-signal.com)  
[info@zion-communication.com](mailto:info@zion-communication.com)

Mobile/WhatsApp: 0086 15715730101

ADD: Zion Industrial Park, Huaqiao Road,  
Jincheng, Lin'an, Zhejiang, China